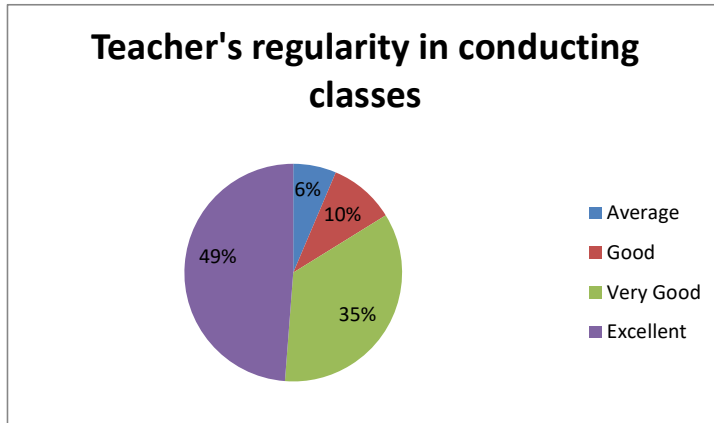


GOVT. BIKRAM COLLEGE OF COMMERCE, PATIALA
ANALYSIS OF STUDENT'S FEEDBACK FORM (2017-18) (N=328)

Sr. No.	Contents	Average	Good	Very Good	Excellent
1	Teacher's regularity in conducting classes	21	32	115	160
2	Maintainance of discipline in class by the teacher	19	34	110	165
3	Teacher's knowledge of subject matter	5	12	118	193
4	Teacher's ability to explain the subject matter	10	22	145	151
5	Teacher's ability to create interest in subject matter	9	19	151	149
6	Completion of syllabus in proper time by teacher	7	29	161	131
7	Availability of teacher after the class	11	33	140	144
8	Teacher's unbiased opinion in evaluation	19	38	134	137
9	Teacher discusses student's problems in the class	21	42	131	134
10	Proper guidance for future prospects given by teacher	16	47	148	117
11	Satisfied with your mentor (Tutor)	24	39	141	124
12	Co-Curricular activities are available	14	31	132	151
13	Satisfied with college Library	29	49	153	97
14	Proper canteen facilities are available	45	64	159	60
15	Girls common room is available	41	59	154	74
16	NSS is available in the college	27	42	168	91
17	Placement cell is active in college	81	91	142	14
18	Computer Labs are well equipped	52	62	138	76
19	Anti-ragging guidelines are followed	15	34	157	122

Table : - 1 Teacher's regularity in conducting classes

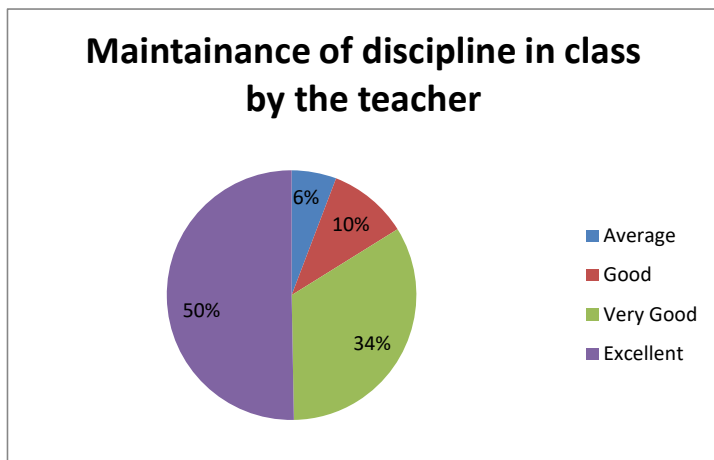
Criteria	No. of Students	%age
Excellent	160	49
Very Good	115	35
Good	32	10
Average	21	6



Interpretation: - it is observed that 84% students feel their teachers are regular in conducting class among them 49% feel excellent.

Table : - 2 Maintainance of discipline in class by the teacher

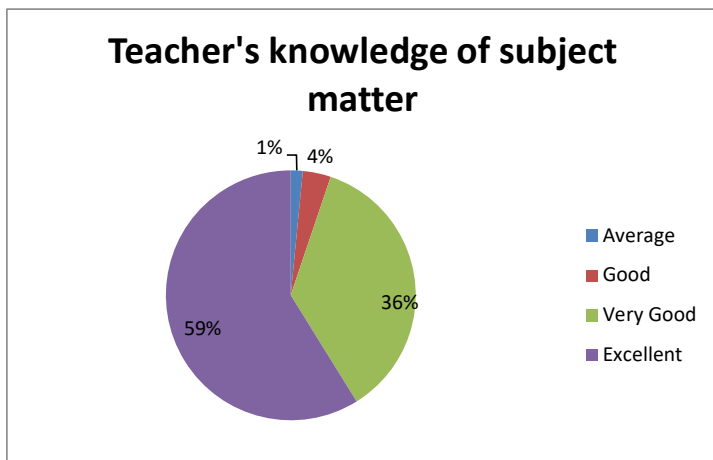
Criteria	No. of Students	%age
Excellent	165	50
Very Good	110	34
Good	34	10
Average	19	6



Interpretation: - it is observed that 84% students feel their teachers maintain discipline in class among them 50% feel excellent.

Table : - 3 Teacher's knowledge of subject matter

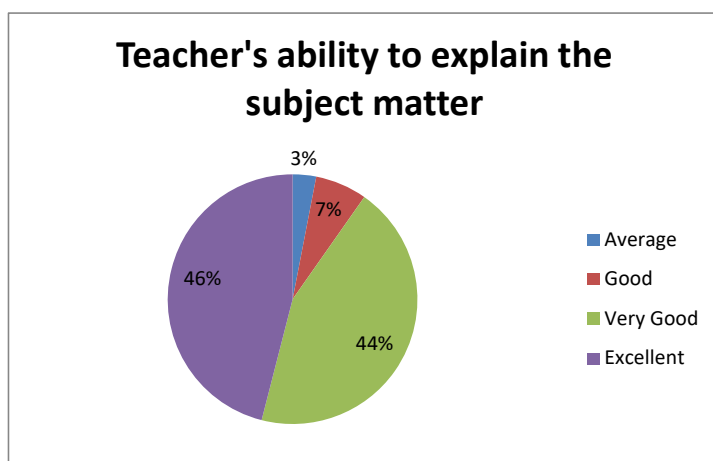
Criteria	No. of Students	%age
Excellent	193	59
Very Good	118	36
Good	12	4
Average	5	1



Interpretation: - it is observed that 95% students feel that their teacher have knowledge regarding subject matter among them 59% feel excellent.

Table : - 4 Teacher's ability to explain the subject matter

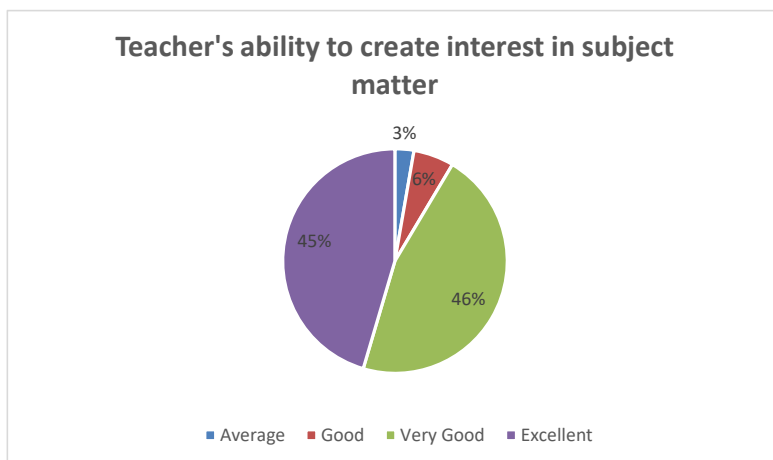
Criteria	No. of Students	%age
Excellent	151	46
Very Good	145	44
Good	22	7
Average	10	3



Interpretation: - it is observed that 90% students feel that their teachers have ability to explain the subject matter among them 46% feel excellent.

Table : - 5 Teacher's ability to create interest in subject matter

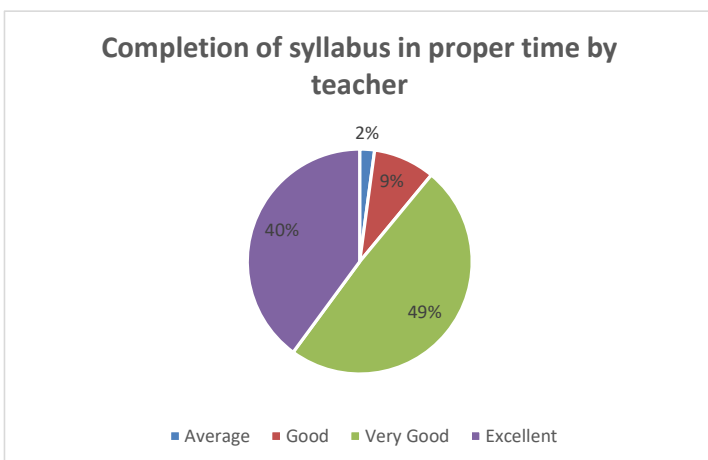
Criteria	No. of Students	%age
Excellent	149	45
Very Good	151	46
Good	19	6
Average	9	3



Interpretation: - it is observed that 91% students feel that their teachers have ability to create interest in subject matter among them 45% feel excellent.

Table : - 6 Completion of syllabus in proper time by teacher

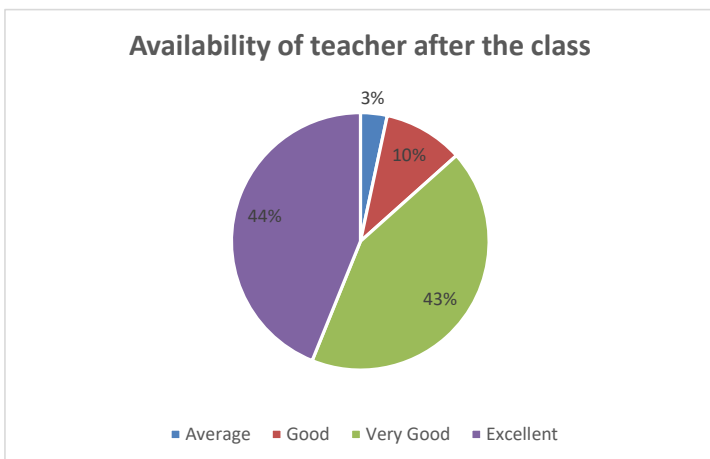
Criteria	No. of Students	%age
Excellent	131	40
Very Good	161	49
Good	29	9
Average	7	2



Interpretation: - it is observed that 89% students feel that their teachers complete the syllabus in proper time among them 40% feel excellent.

Table : - 7 Availability of teacher after the class

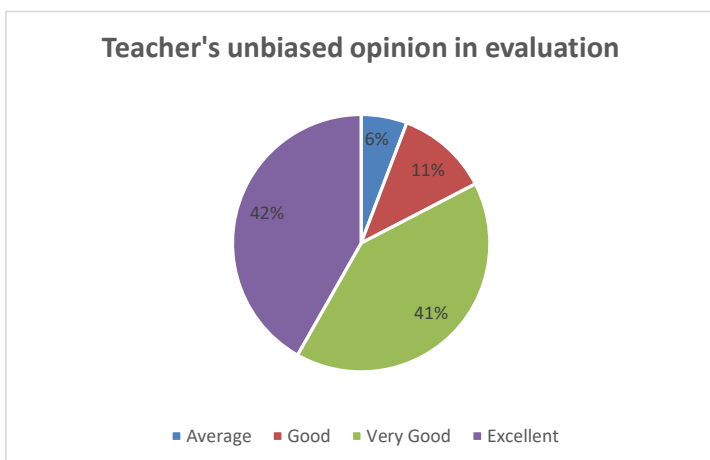
Criteria	No. of Students	%age
Excellent	144	44
Very Good	140	43
Good	33	10
Average	11	3



Interpretation: - it is observed that 87% students feel that their teachers are available after the class among them 44% feel excellent.

Table : - 8 Teacher's unbiased opinion in evaluation

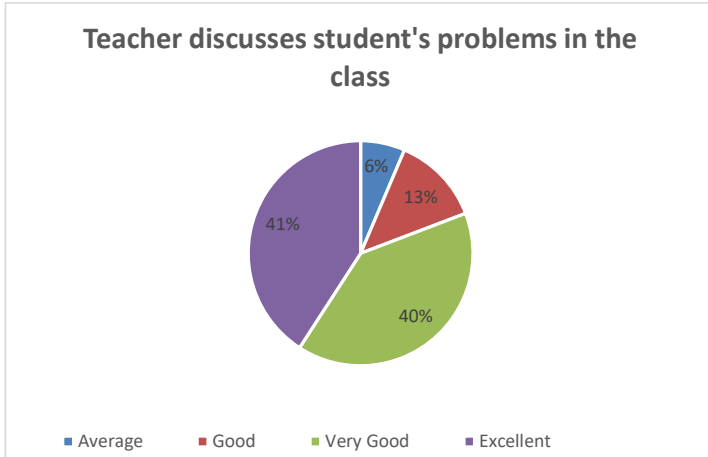
Criteria	No. of Students	%age
Excellent	137	42
Very Good	134	41
Good	38	11
Average	19	6



Interpretation: - it is observed that 83% students feel that their teachers have unbiased opinion in evaluation among them 42% feel excellent.

Table :- 9 Teacher discusses student's problems in the class

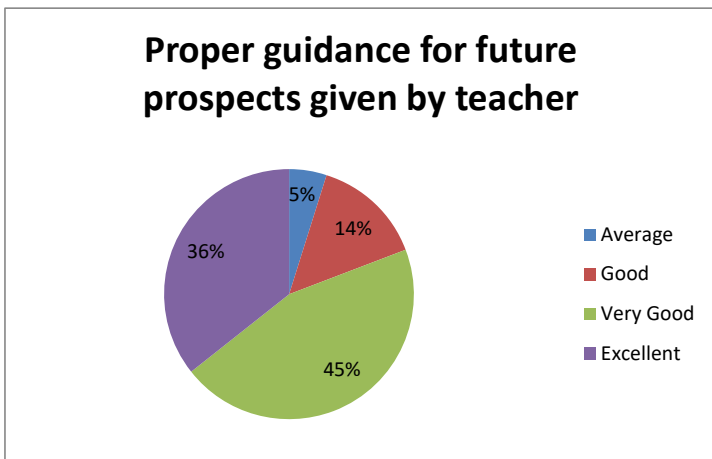
Criteria	No. of Students	%age
Excellent	134	41
Very Good	131	40
Good	42	13
Average	21	6



Interpretation: - it is observed that 81% students feel that their teachers discuss problems of students in class among them 41% feel excellent.

Table :-10 Proper guidance for future prospects given by teacher

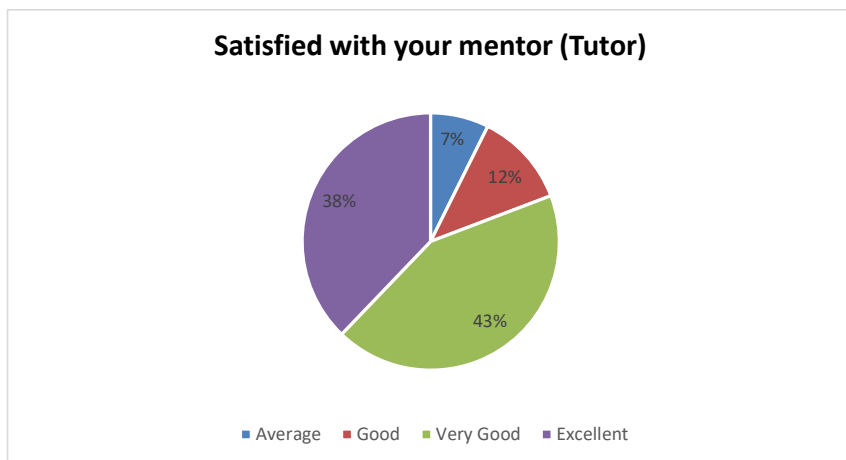
Criteria	No. of Students	%age
Excellent	117	36
Very Good	148	45
Good	47	14
Average	16	5



Interpretation: - it is observed that 81% students feel that their teachers provide proper guidance for future prospectus among them 36% feel excellent.

Table :-11 Satisfied with your mentor (Tutor)

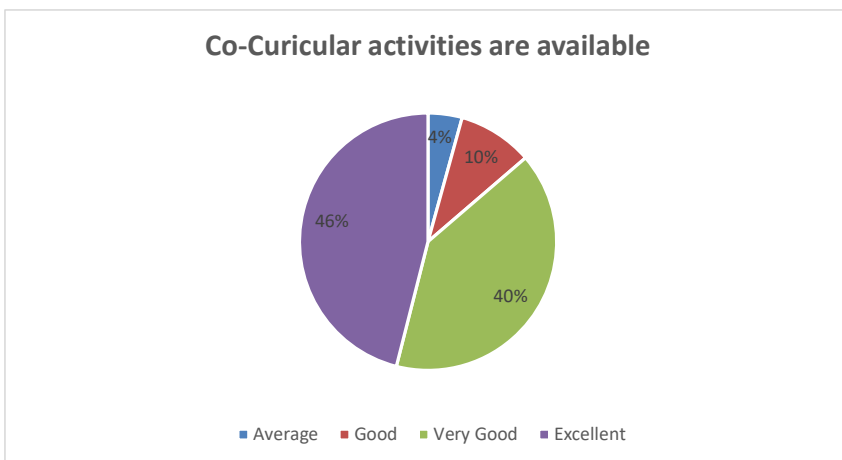
Criteria	No. of Students	%age
Excellent	124	38
Very Good	141	43
Good	39	12
Average	24	7



Interpretation: - it is observed that 81% students feel that they are satisfied with their mentor (Tutor) among them 38% feel excellent.

Table :-12 Co-Curricular activities are available

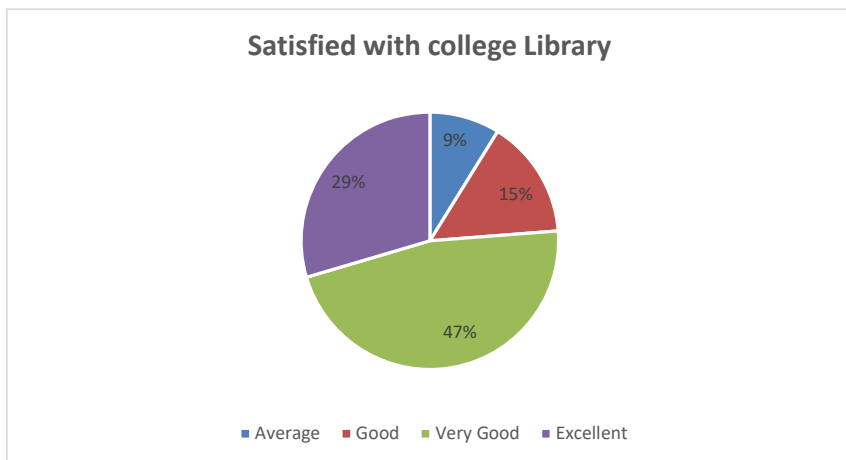
Criteria	No. of Students	%age
Excellent	151	46
Very Good	132	40
Good	31	10
Average	14	4



Interpretation: - it is observed that 86% students feel that Co- Curricular activities are available in college among them 46% feel excellent.

Table :-13 Satisfied with college Library

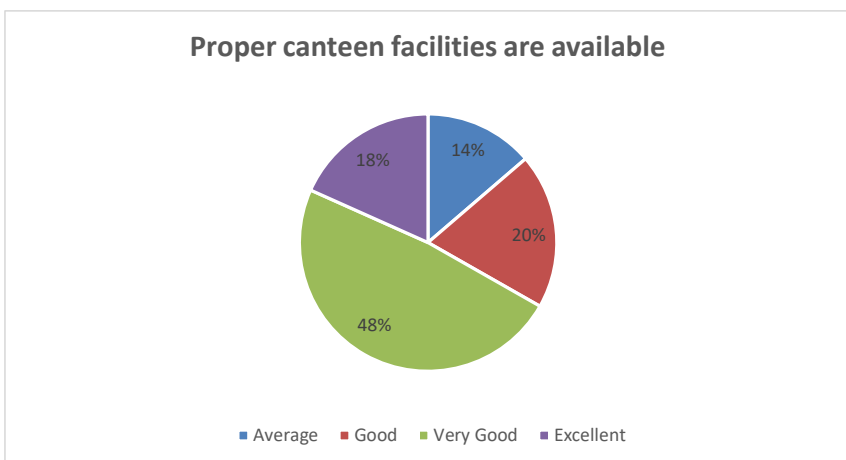
Criteria	No. of Students	%age
Excellent	97	29
Very Good	153	47
Good	49	15
Average	29	9



Interpretation: - it is observed that 76% students feel that they are satisfied with college library among them 29% feel excellent.

Table :-14 Proper canteen facilities are available

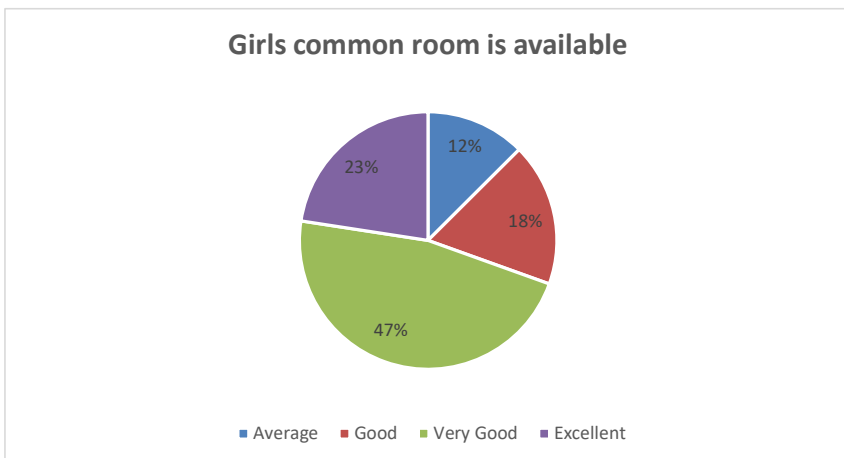
Criteria	No. of Students	%age
Excellent	60	18
Very Good	159	48
Good	64	20
Average	45	14



Interpretation: - it is observed that 66% students feel that proper canteen facility is available in college among them 18% feel excellent.

Table :-15 Girls common room is available

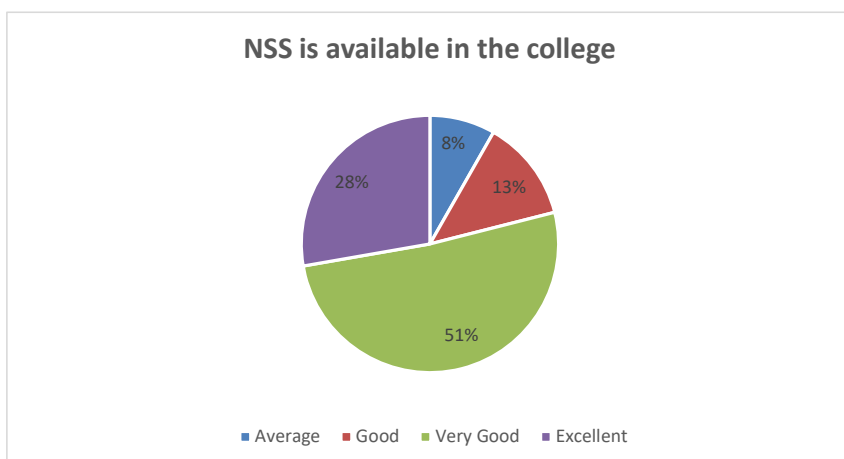
Criteria	No. of Students	%age
Excellent	74	23
Very Good	154	47
Good	59	18
Average	41	12



Interpretation: - it is observed that 70% students feel that girls common room is available in the college among them 23% feel excellent.

Table :-16 NSS is available in the college

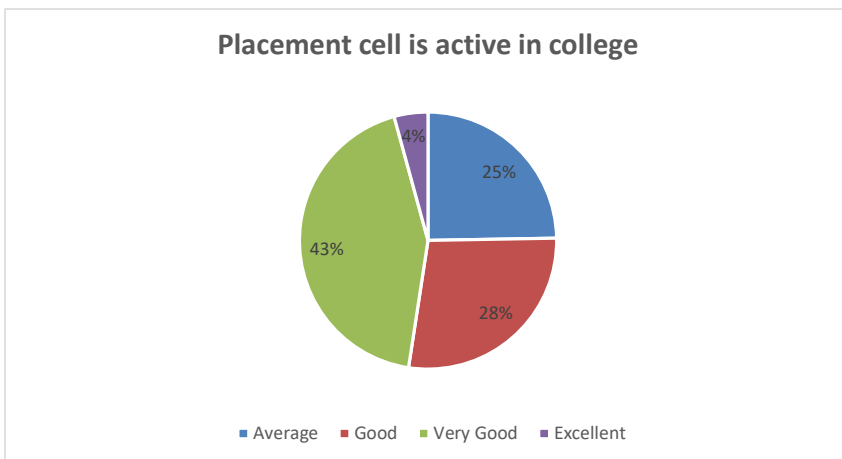
Criteria	No. of Students	%age
Excellent	91	28
Very Good	168	51
Good	42	13
Average	27	8



Interpretation: - it is observed that 79% students feel that NSS is available in the college among them 28% feel excellent.

Table :-17 Placement cell is active in college

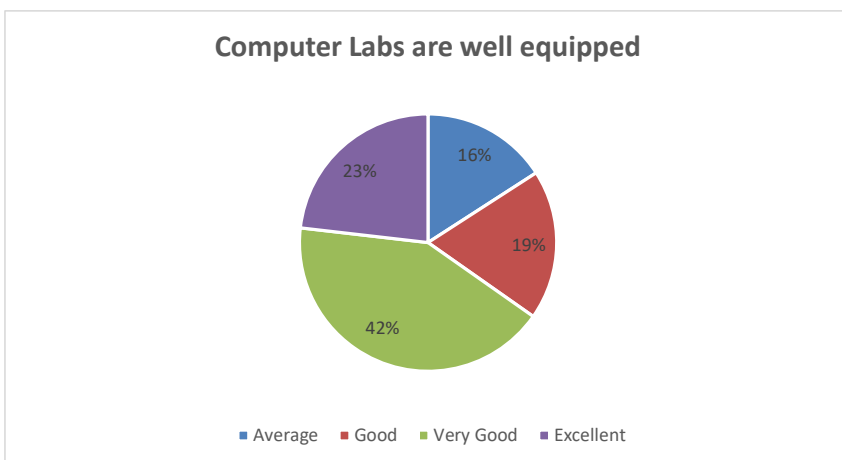
Criteria	No. of Students	%age
Excellent	14	4
Very Good	142	43
Good	91	28
Average	81	25



Interpretation: - it is observed that 71% students feel that placement cell is active in the college among them 43% feel excellent.

Table :-18 Computer Labs are well equipped

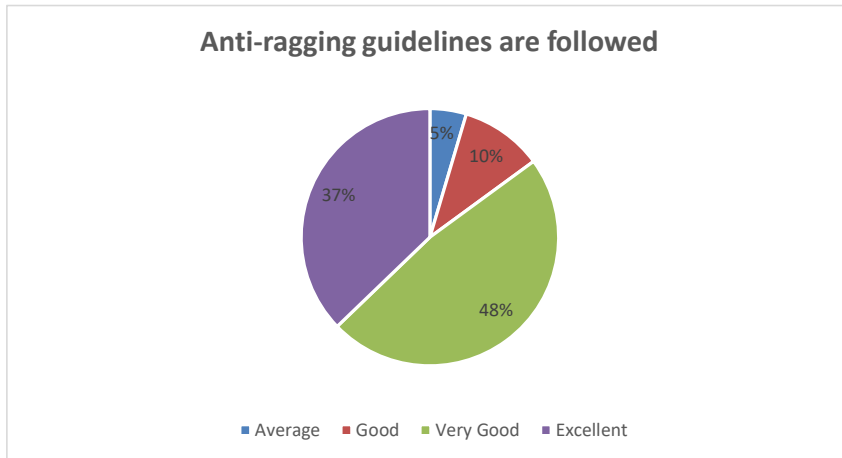
Criteria	No. of Students	%age
Excellent	76	23
Very Good	138	42
Good	62	19
Average	52	16



Interpretation: - it is observed that 65% students feel that computer labs are well equipped in the college among them 23% feel excellent.

Table :-19 Anti-ragging guidelines are followed

Criteria	No. of Students	%age
Excellent	122	37
Very Good	157	48
Good	34	10
Average	15	5



Interpretation: - it is observed that 85% students feel that anti-ragging guidelines are followed in college among them 37% feel excellent.