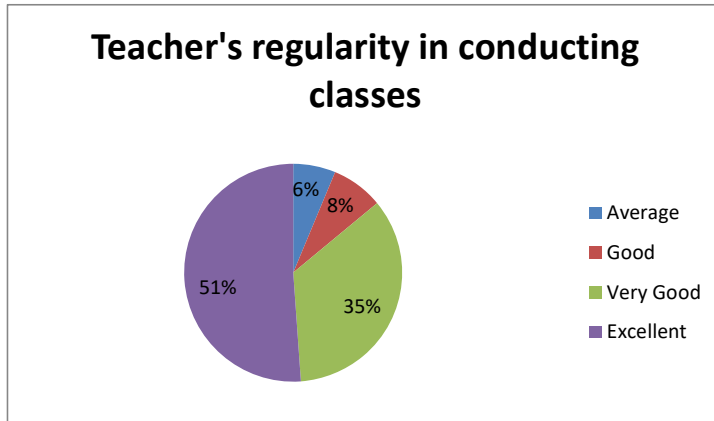


**GOVT. BIKRAM COLLEGE OF COMMERCE, PATIALA**  
**ANALYSIS OF STUDENT'S FEEDBACK FORM (2018-19) (N=350)**

Sr. No.	Contents	Average	Good	Very Good	Excellent
1	Teacher's regularity in conducting classes	22	27	122	179
2	Maintainance of discipline in class by the teacher	15	38	121	176
3	Teacher's knowledge of subject matter	6	14	125	205
4	Teacher's ability to explain the subject matter	9	25	151	165
5	Teacher's ability to create interest in subject matter	8	21	171	150
6	Completion of syllabus in proper time by teacher	5	39	163	143
7	Availability of teacher after the class	4	39	151	156
8	Teacher's unbiased opinion in evaluation	22	45	142	141
9	Teacher discusses student's problems in the class	20	49	141	140
10	Proper guidance for future prospects given by teacher	22	53	152	123
11	Satisfied with your mentor (Tutor)	20	48	152	130
12	Co-Curricular activities are available	15	40	142	153
13	Satisfied with college Library	34	52	165	99
14	Proper canteen facilities are available	51	79	158	62
15	Girls common room is available	39	65	160	86
16	NSS is available in the college	25	52	171	102
17	Placement cell is active in college	16	98	143	93
18	Computer Labs are well equipped	55	67	145	83
19	Anti-ragging guidelines are followed	14	42	165	129

**Table : - 1 Teacher's regularity in conducting classes**

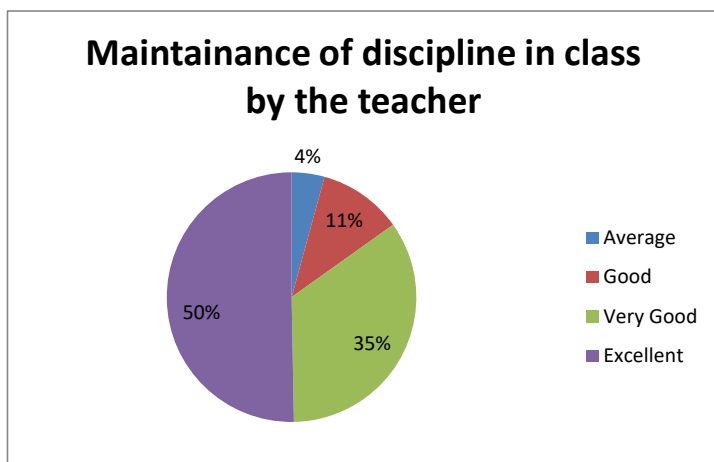
Criteria	No. of Students	%age
Excellent	179	51
Very Good	122	35
Good	27	8
Average	22	6



Interpretation: - it is observed that 86% students feel their teachers are regular in conducting class among them 51% feel excellent.

**Table : - 2 Maintainance of discipline in class by the teacher**

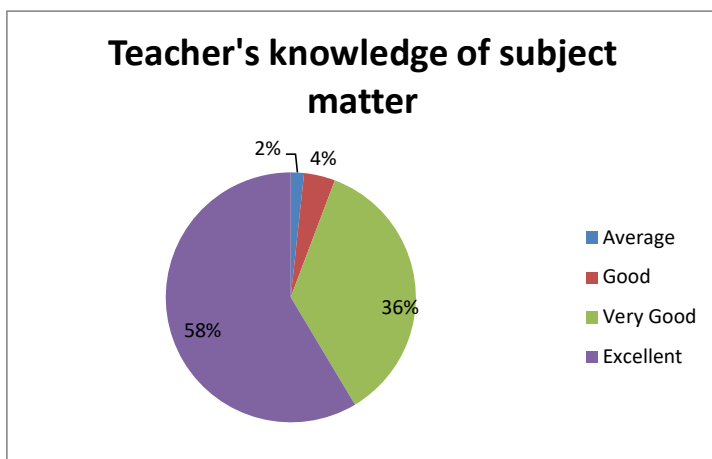
Criteria	No. of Students	%age
Excellent	176	50
Very Good	121	35
Good	38	11
Average	15	4



Interpretation: - it is observed that 85% students feel their teachers maintain discipline in class among them 50% feel excellent.

**Table : - 3 Teacher's knowledge of subject matter**

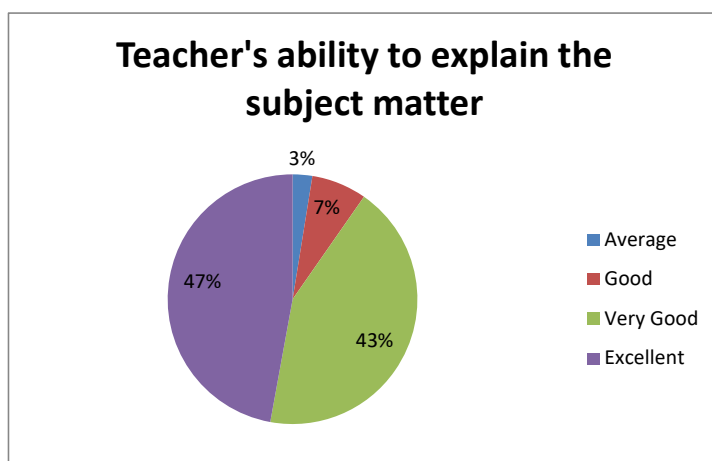
Criteria	No. of Students	%age
Excellent	205	58
Very Good	125	36
Good	14	4
Average	6	2



Interpretation: - it is observed that 94% students feel that their teacher have knowledge regarding subject matter among them 58% feel excellent.

**Table : - 4 Teacher's ability to explain the subject matter**

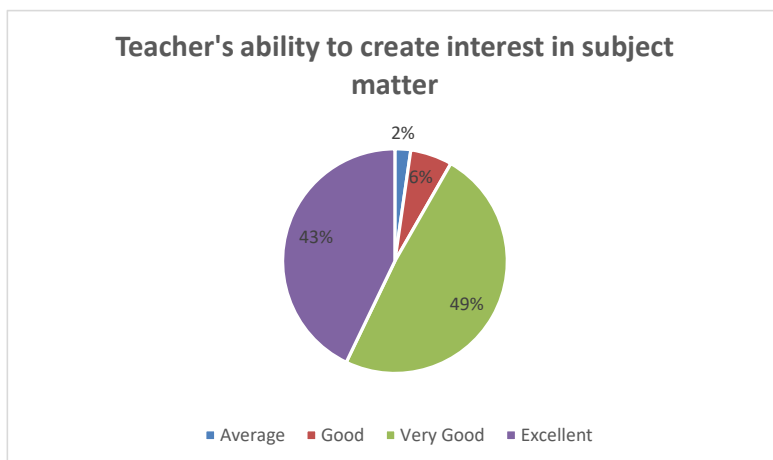
Criteria	No. of Students	%age
Excellent	165	47
Very Good	151	43
Good	25	7
Average	9	3



Interpretation: - it is observed that 90% students feel that their teachers have ability to explain the subject matter among them 47% feel excellent.

**Table : - 5 Teacher's ability to create interest in subject matter**

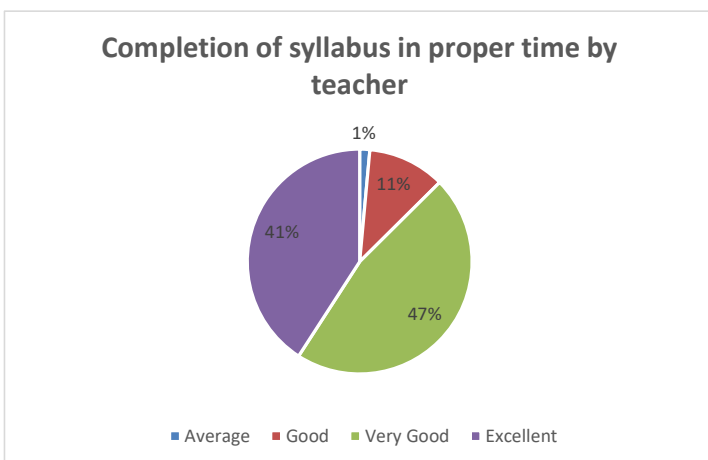
Criteria	No. of Students	%age
Excellent	150	43
Very Good	171	49
Good	21	6
Average	8	2



Interpretation: - it is observed that 92% students feel that their teachers have ability to create interest in subject matter among them 43% feel excellent.

**Table : - 6 Completion of syllabus in proper time by teacher**

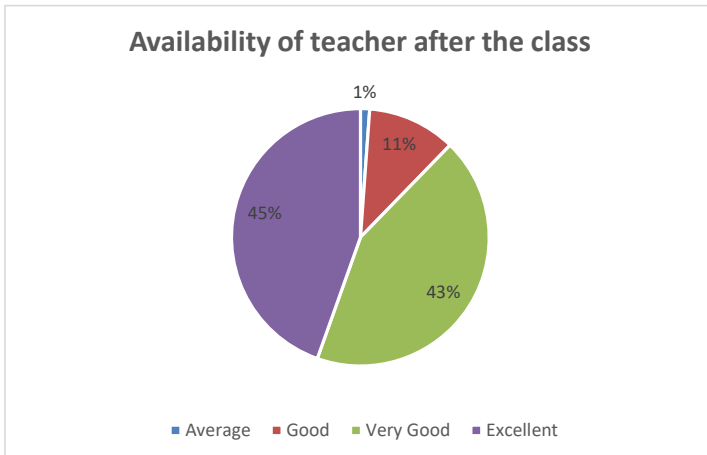
Criteria	No. of Students	%age
Excellent	143	41
Very Good	163	47
Good	39	11
Average	5	1



Interpretation: - it is observed that 88% students feel that their teachers complete the syllabus in proper time among them 41% feel excellent.

**Table : - 7 Availability of teacher after the class**

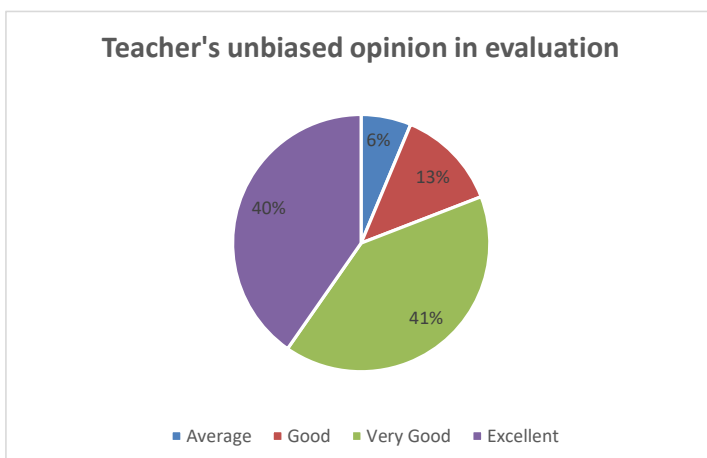
Criteria	No. of Students	%age
Excellent	156	45
Very Good	151	43
Good	39	11
Average	4	1



Interpretation: - it is observed that 88% students feel that their teachers are available after the class among them 45% feel excellent.

**Table : - 8 Teacher's unbiased opinion in evaluation**

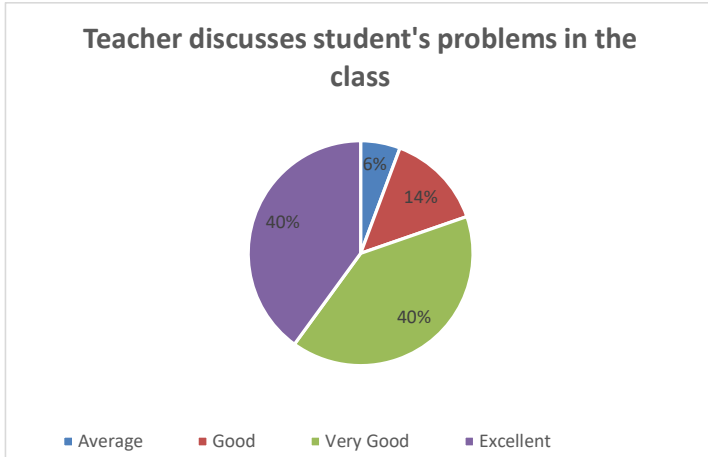
Criteria	No. of Students	%age
Excellent	141	40
Very Good	142	41
Good	45	13
Average	22	6



Interpretation: - it is observed that 81% students feel that their teachers have unbiased opinion in evaluation among them 40% feel excellent.

**Table : - 9 Teacher discusses student's problems in the class**

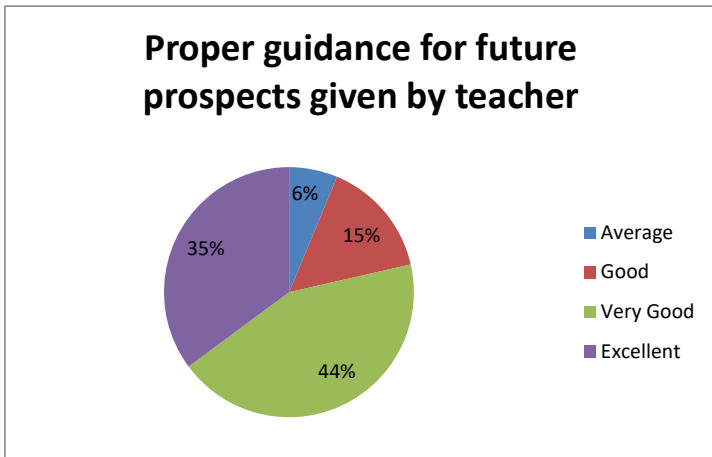
Criteria	No. of Students	%age
Excellent	140	40
Very Good	141	40
Good	49	14
Average	20	6



Interpretation: - it is observed that 80% students feel that their teachers discuss problems of students in class among them 40% feel excellent.

**Table :-10 Proper guidance for future prospects given by teacher**

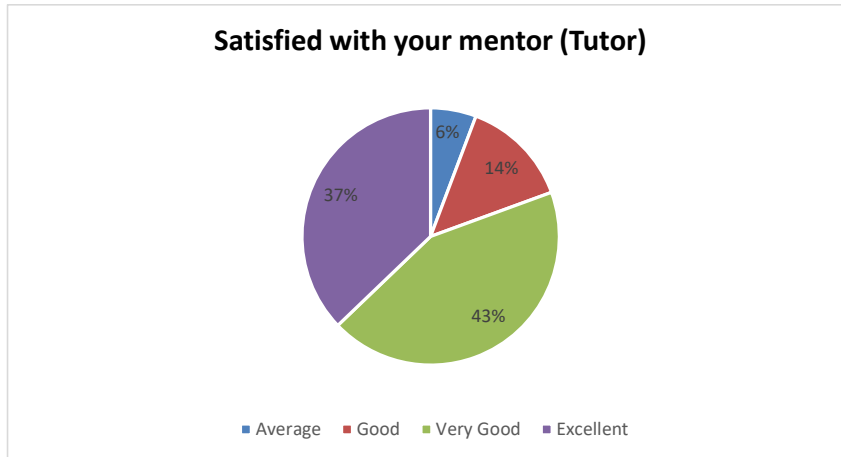
Criteria	No. of Students	%age
Excellent	123	35
Very Good	152	44
Good	53	15
Average	22	6



Interpretation: - it is observed that 79% students feel that their teachers provide proper guidance for future prospectus among them 35% feel excellent.

**Table :-11 Satisfied with your mentor (Tutor)**

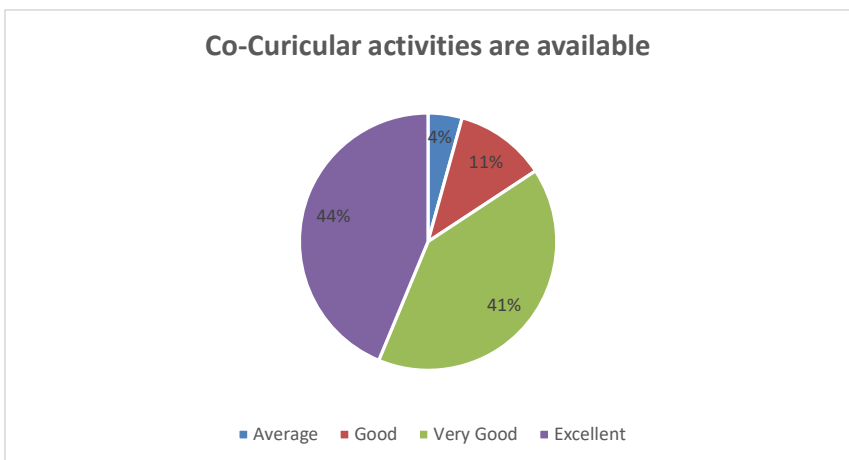
Criteria	No. of Students	%age
Excellent	130	37
Very Good	152	43
Good	48	14
Average	20	6



Interpretation: - it is observed that 80% students feel that they are satisfied with their mentor (Tutor) among them 37% feel excellent.

**Table :-12 Co-Curricular activities are available**

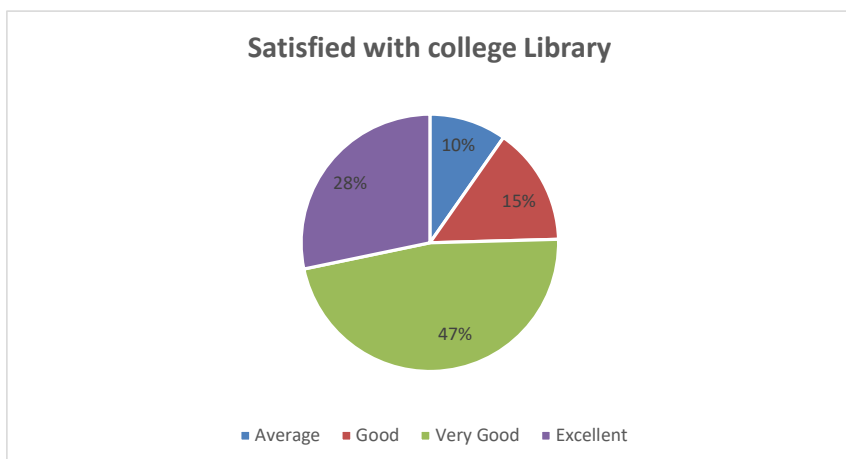
Criteria	No. of Students	%age
Excellent	153	44
Very Good	142	41
Good	40	11
Average	15	4



Interpretation: - it is observed that 85% students feel that Co- Curricular activities are available in college among them 44% feel excellent.

**Table :-13 Satisfied with college Library**

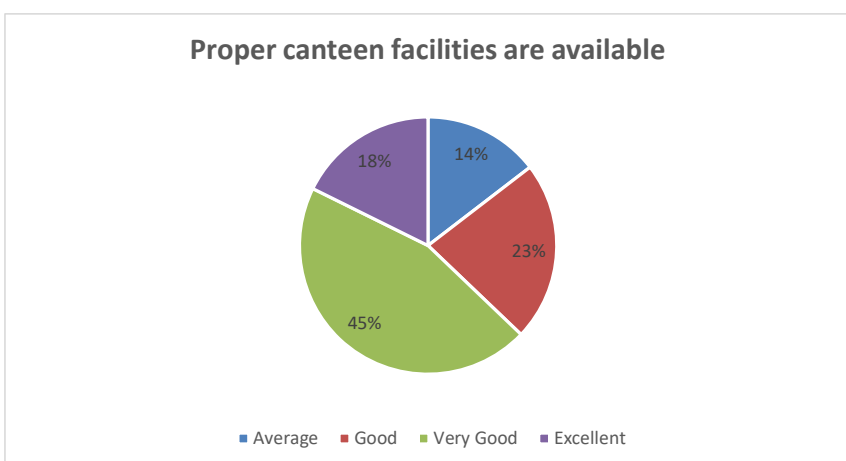
Criteria	No. of Students	%age
Excellent	99	28
Very Good	165	47
Good	52	15
Average	34	10



Interpretation: - it is observed that 75% students feel that they are satisfied with college library among them 28% feel excellent.

**Table :-14 Proper canteen facilities are available**

Criteria	No. of Students	%age
Excellent	62	18
Very Good	158	45
Good	79	23
Average	51	14

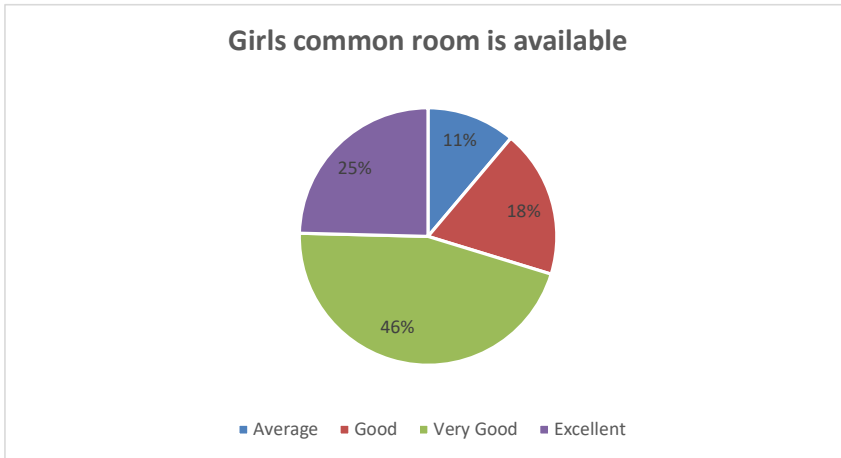


Interpretation: - it is observed that 63% students feel that proper canteen facility is available in college among them 18% feel excellent.



**Table :-15 Girls common room is available**

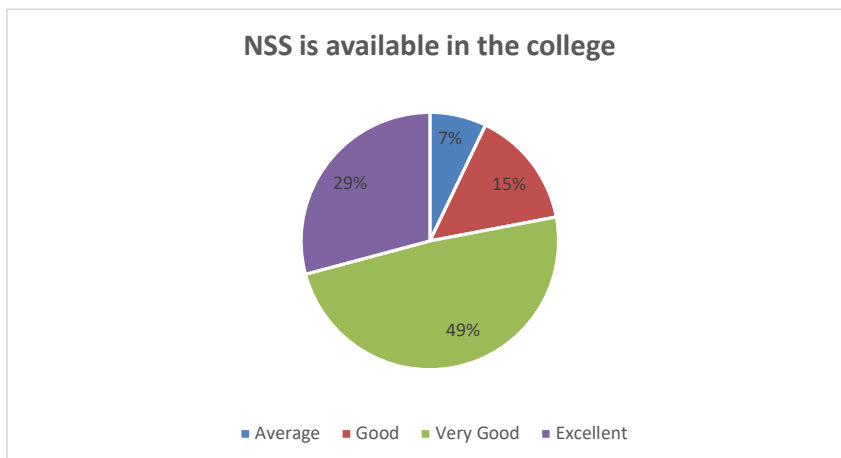
Criteria	No. of Students	%age
Excellent	86	25
Very Good	160	46
Good	65	18
Average	39	11



Interpretation: - it is observed that 71% students feel that girls common room is available in the college among them 25% feel excellent.

**Table :-16 NSS is available in the college**

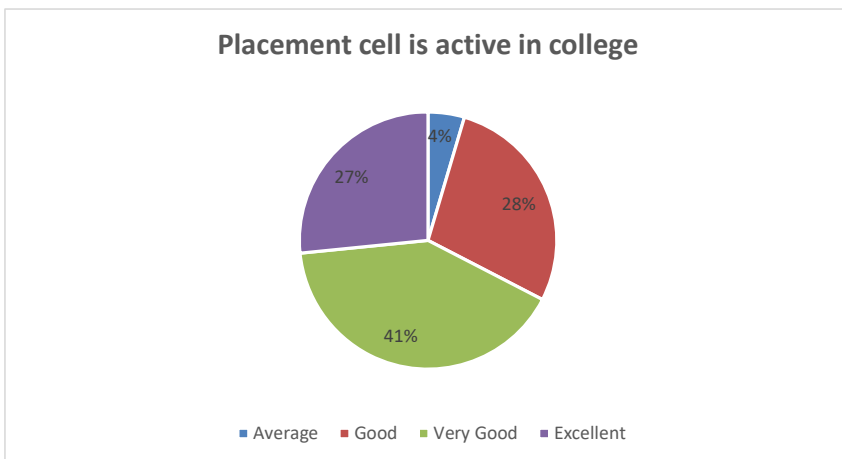
Criteria	No. of Students	%age
Excellent	102	29
Very Good	171	49
Good	52	15
Average	25	7



Interpretation: - it is observed that 78% students feel that NSS is available in the college among them 29% feel excellent.

**Table :-17 Placement cell is active in college**

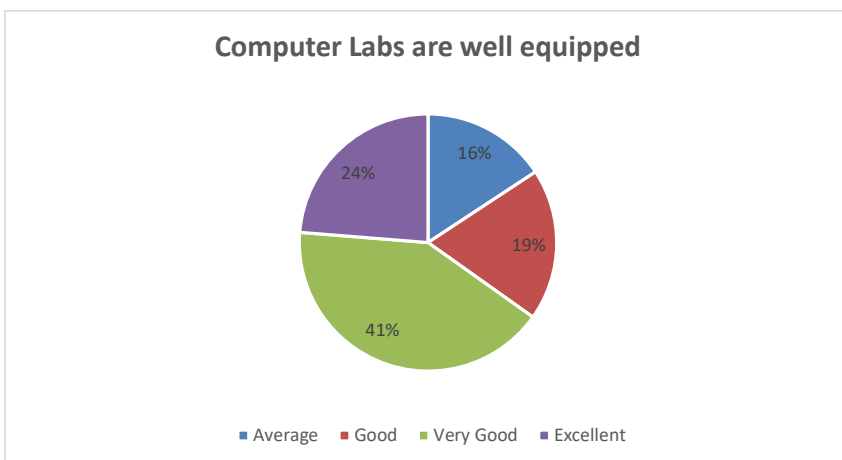
Criteria	No. of Students	%age
Excellent	93	27
Very Good	143	41
Good	98	28
Average	16	4



Interpretation: - it is observed that 71% students feel that placement cell is active in the college among them 43% feel excellent.

**Table :-18 Computer Labs are well equipped**

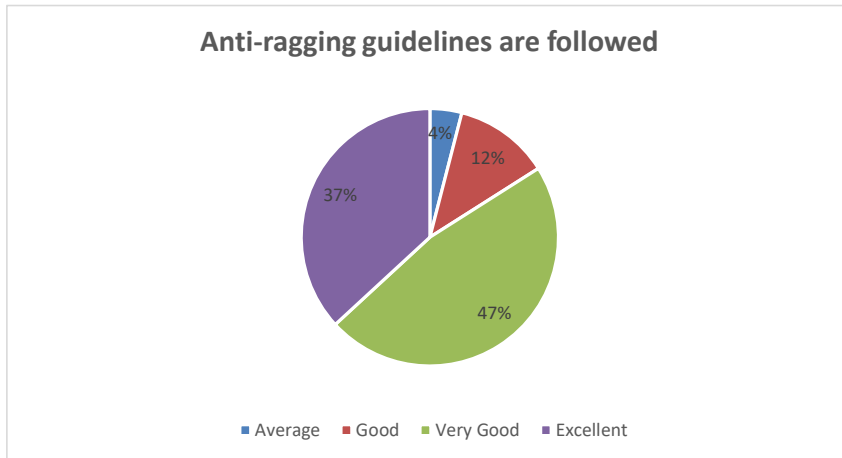
Criteria	No. of Students	%age
Excellent	83	24
Very Good	145	41
Good	67	19
Average	55	16



Interpretation: - it is observed that 65% students feel that computer labs are well equipped in the college among them 24% feel excellent.

**Table :-19 Anti-ragging guidelines are followed**

Criteria	No. of Students	%age
Excellent	129	37
Very Good	165	47
Good	42	12
Average	14	4



Interpretation: - it is observed that 84% students feel that anti-ragging guidelines are followed in college among them 37% feel excellent.