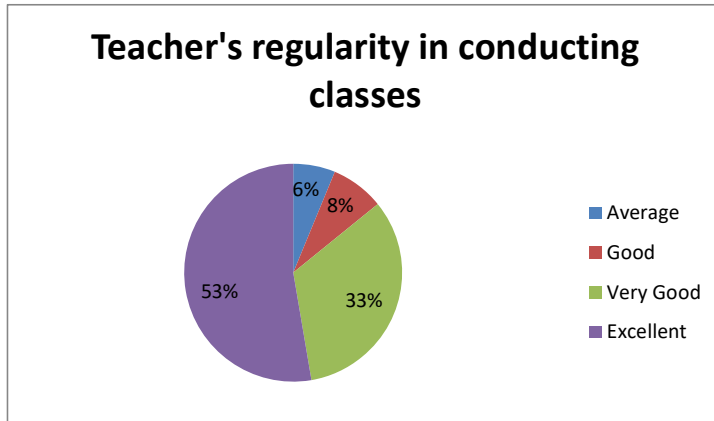


GOVT. BIKRAM COLLEGE OF COMMERCE, PATIALA
ANALYSIS OF STUDENT'S FEEDBACK FORM (2020-21) (N=353)

Sr. No.	Contents	Average	Good	Very Good	Excellent
1	Teacher's regularity in conducting classes	22	28	117	186
2	Maintainance of discipline in class by the teacher	10	33	128	182
3	Teacher's knowledge of subject matter	4	35	84	230
4	Teacher's ability to explain the subject matter	7	48	114	184
5	Teacher's ability to create interest in subject matter	22	67	119	145
6	Completion of syllabus in proper time by teacher	21	56	117	159
7	Availability of teacher after the class	20	69	116	148
8	Teacher's unbiased opinion in evaluation	32	65	125	131
9	Teacher discusses student's problems in the class	14	51	119	169
10	Proper guidance for future prospects given by teacher	21	70	105	157
11	Satisfied with your mentor (Tutor)	7	44	100	202
12	Co-Curricular activities are available	33	77	112	131
13	Satisfied with college Library	16	49	96	192
14	Proper canteen facilities are available	67	100	93	93
15	Girls common room is available	27	84	97	145
16	NSS is available in the college	8	54	97	194
17	Placement cell is active in college	61	74	117	101
18	Computer Labs are well equipped	32	79	102	140
19	Anti-ragging guidelines are followed	13	43	93	204

Table : - 1 Teacher's regularity in conducting classes

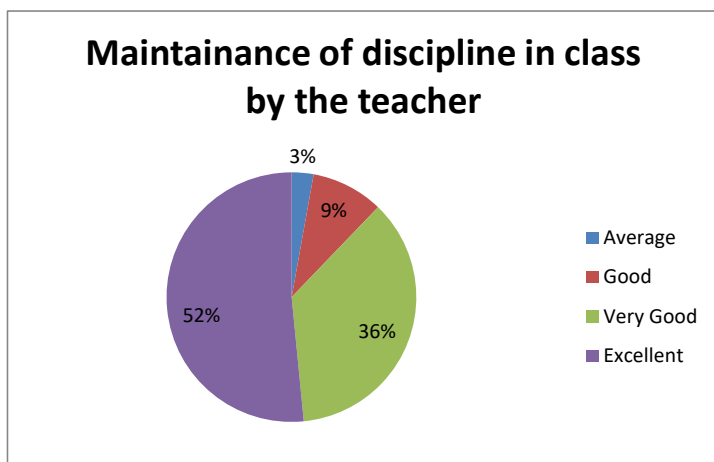
Criteria	No. of Students	%age
Excellent	186	53
Very Good	117	33
Good	28	8
Average	22	6



Interpretation: - it is observed that 86% students feel their teachers are regular in conducting class among them 53% feel excellent.

Table : - 2 Maintenance of discipline in class by the teacher

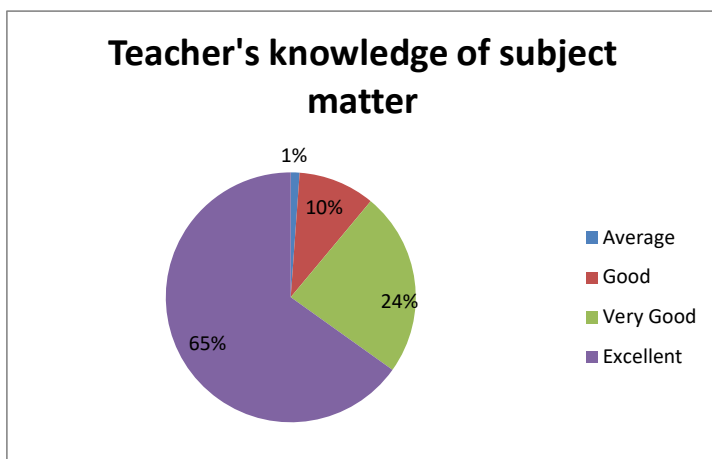
Criteria	No. of Students	%age
Excellent	182	52
Very Good	128	36
Good	33	9
Average	10	3



Interpretation: - it is observed that 88% students feel their teachers maintain discipline in class among them 52% feel excellent.

Table : - 3 Teacher's knowledge of subject matter

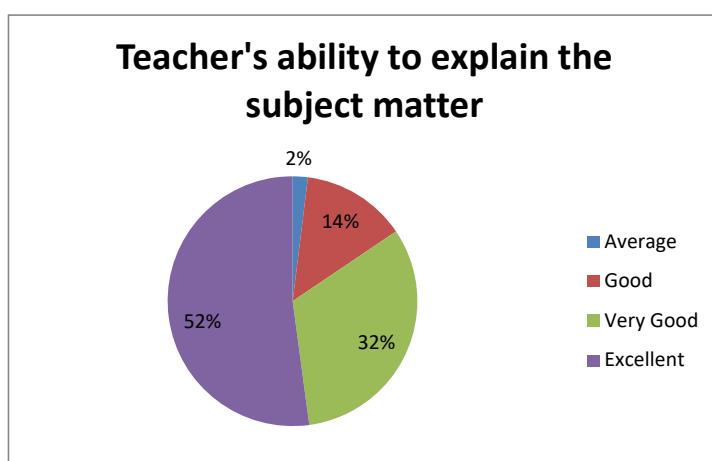
Criteria	No. of Students	%age
Excellent	230	65
Very Good	84	24
Good	35	10
Average	4	1



Interpretation: - it is observed that 89% students feel that their teacher have knowledge regarding subject matter among them 65% feel excellent.

Table : - 4 Teacher's ability to explain the subject matter

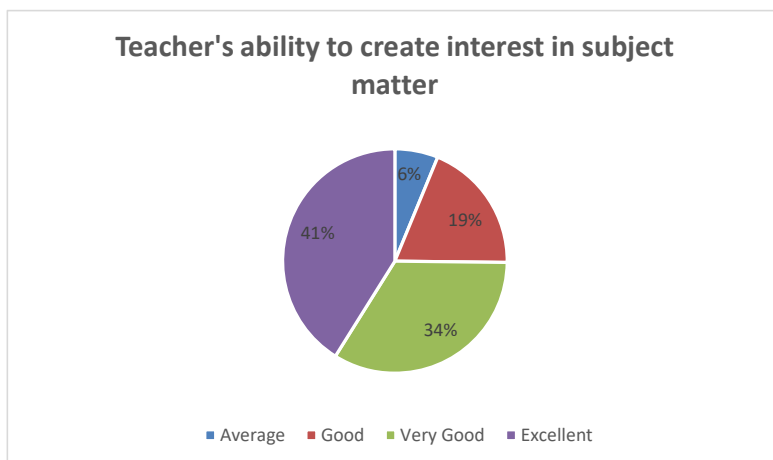
Criteria	No. of Students	%age
Excellent	184	52
Very Good	114	32
Good	48	14
Average	7	2



Interpretation: - it is observed that 84% students feel that their teachers have ability to explain the subject matter among them 52% feel excellent.

Table : - 5 Teacher's ability to create interest in subject matter

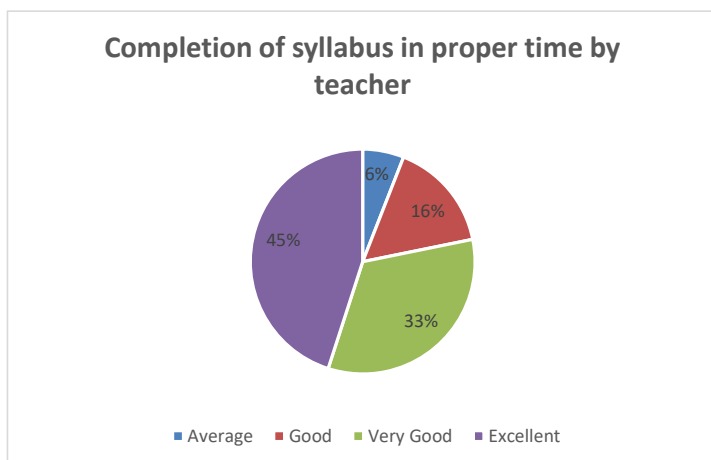
Criteria	No. of Students	%age
Excellent	145	41
Very Good	119	34
Good	67	19
Average	22	6



Interpretation: - it is observed that 75% students feel that their teachers have ability to create interest in subject matter among them 41% feel excellent.

Table : - 6 Completion of syllabus in proper time by teacher

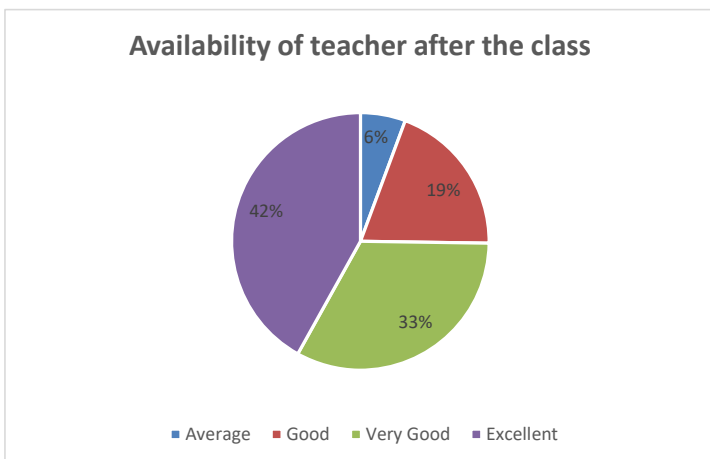
Criteria	No. of Students	%age
Excellent	159	45
Very Good	117	33
Good	56	16
Average	21	6



Interpretation: - it is observed that 78% students feel that their teachers complete the syllabus in proper time among them 45% feel excellent.

Table : - 7 Availability of teacher after the class

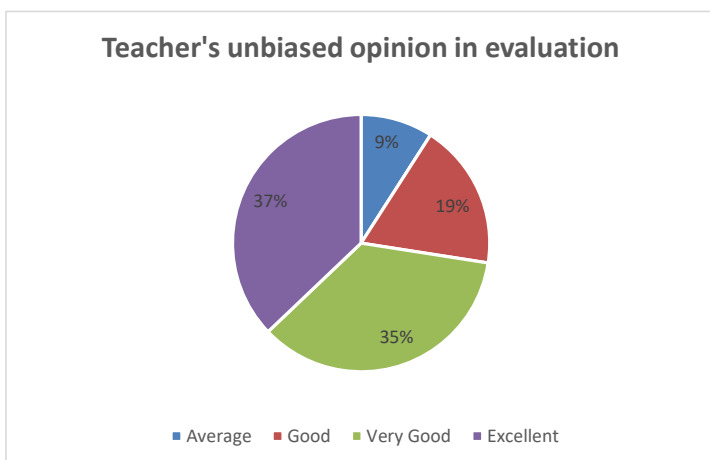
Criteria	No. of Students	%age
Excellent	148	42
Very Good	116	33
Good	69	19
Average	20	6



Interpretation: - it is observed that 75% students feel that their teachers are available after the class among them 42% feel excellent.

Table : - 8 Teacher's unbiased opinion in evaluation

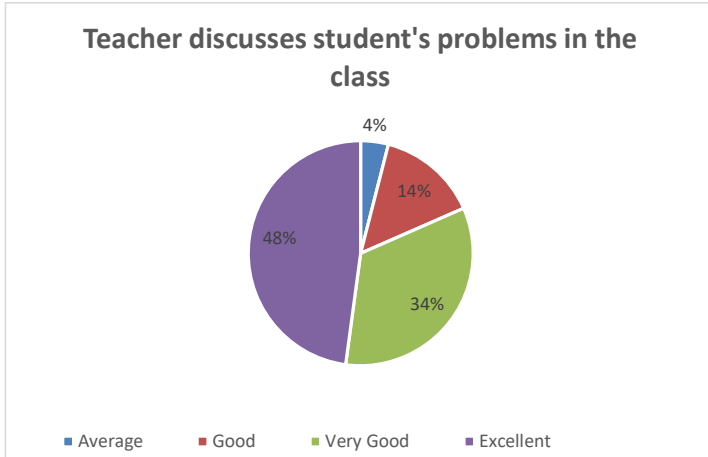
Criteria	No. of Students	%age
Excellent	131	37
Very Good	125	35
Good	65	19
Average	32	9



Interpretation: - it is observed that 72% students feel that their teachers have unbiased opinion in evaluation among them 37% feel excellent.

Table : - 9 Teacher discusses student's problems in the class

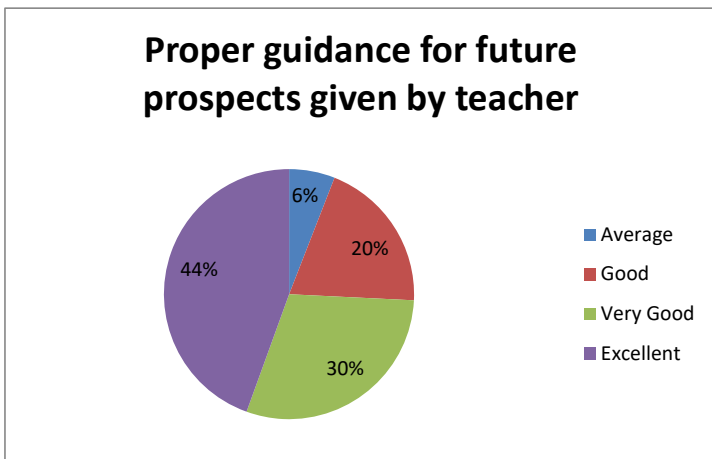
Criteria	No. of Students	%age
Excellent	169	48
Very Good	119	34
Good	51	14
Average	14	4



Interpretation: - it is observed that 82% students feel that their teachers discuss problems of students in class among them 48% feel excellent.

Table :-10 Proper guidance for future prospects given by teacher

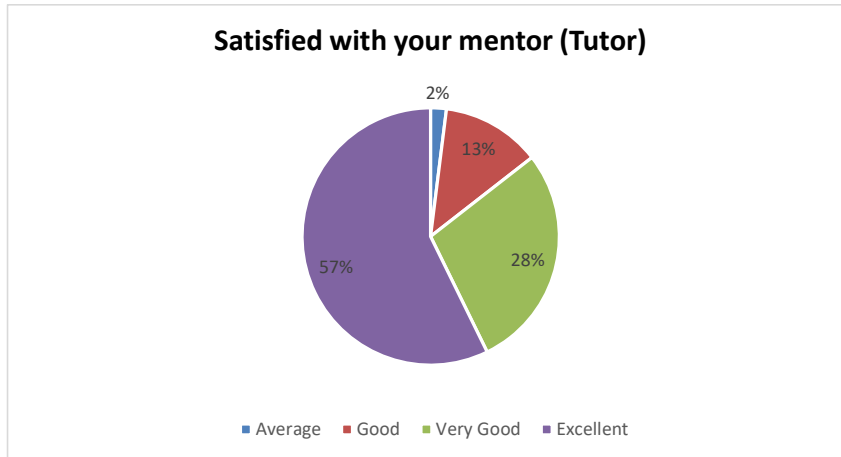
Criteria	No. of Students	%age
Excellent	157	44
Very Good	105	30
Good	70	20
Average	21	6



Interpretation: - it is observed that 74% students feel that their teachers provide proper guidance for future prospectus among them 44% feel excellent.

Table :-11 Satisfied with your mentor (Tutor)

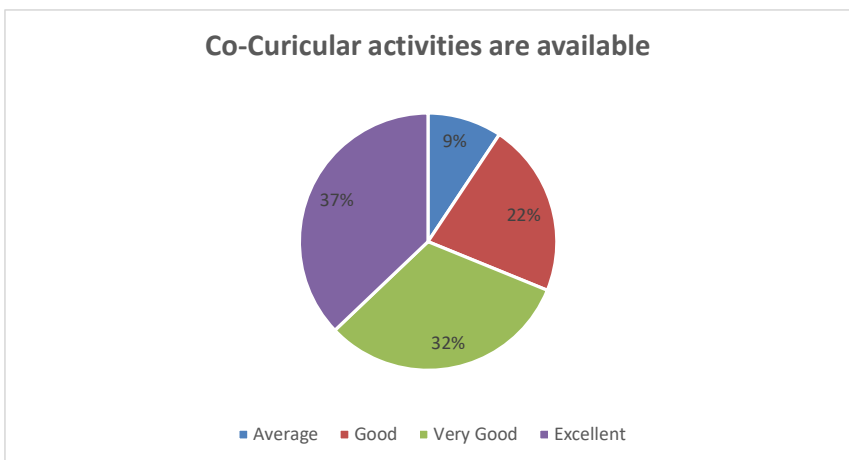
Criteria	No. of Students	%age
Excellent	202	57
Very Good	100	28
Good	44	13
Average	7	2



Interpretation: - it is observed that 85% students feel that they are satisfied with their mentor (Tutor) among them 57% feel excellent.

Table :-12 Co-Curricular activities are available

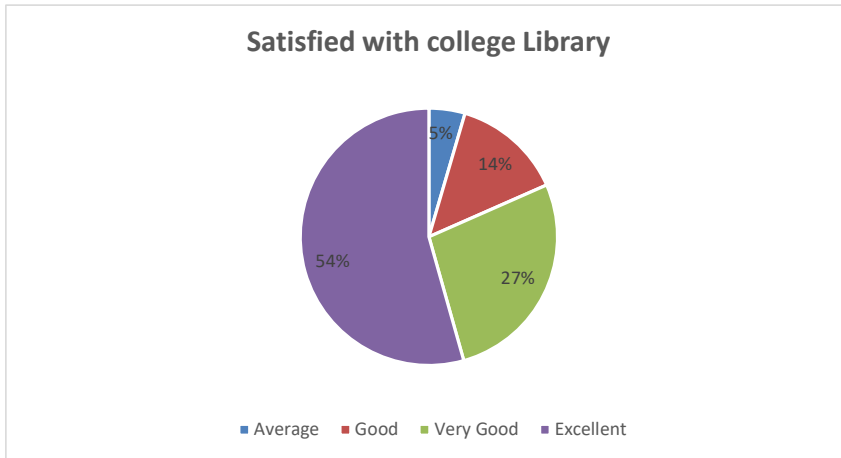
Criteria	No. of Students	%age
Excellent	131	37
Very Good	112	32
Good	77	22
Average	33	9



Interpretation: - it is observed that 69% students feel that Co- Curricular activities are available in college among them 37% feel excellent.

Table :-13 Satisfied with college Library

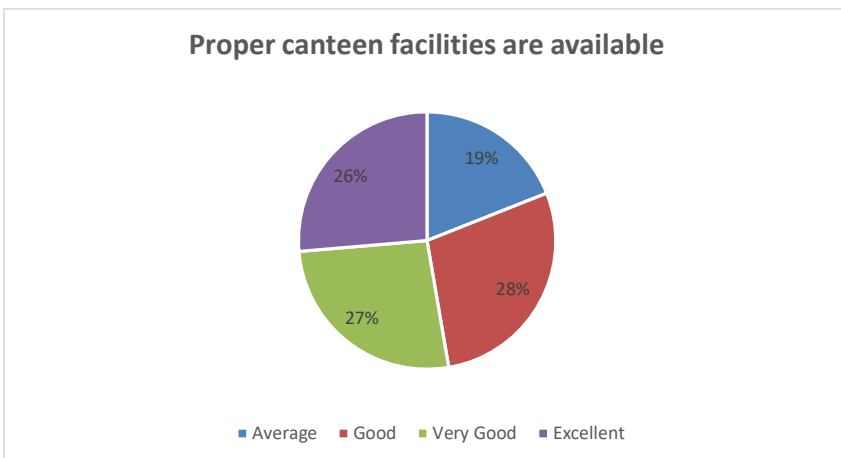
Criteria	No. of Students	%age
Excellent	192	54
Very Good	96	27
Good	49	14
Avearge	16	5



Interpretation: - it is observed that 81% students feel that they are satisfied with college library among them 54% feel excellent.

Table :-14 Proper canteen facilities are available

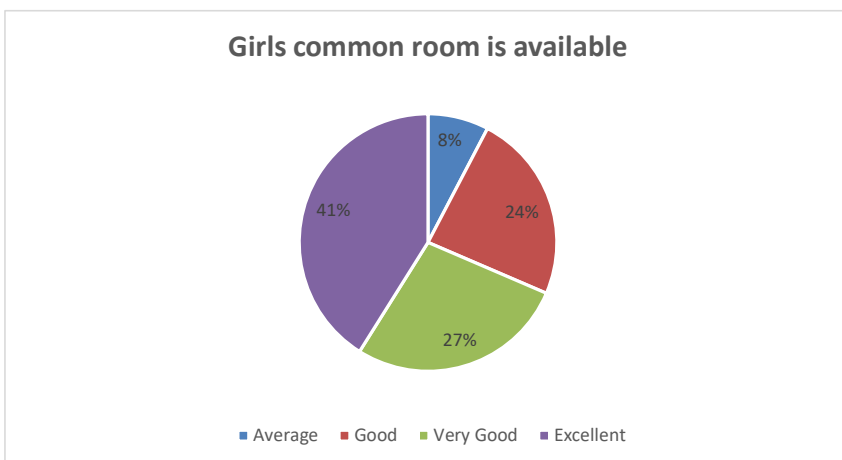
Criteria	No. of Students	%age
Excellent	93	26
Very Good	93	27
Good	100	28
Avearge	67	19



Interpretation: - it is observed that 53% students feel that proper canteen facility is available in college among them 26% feel excellent.

Table :-15 Girls common room is available

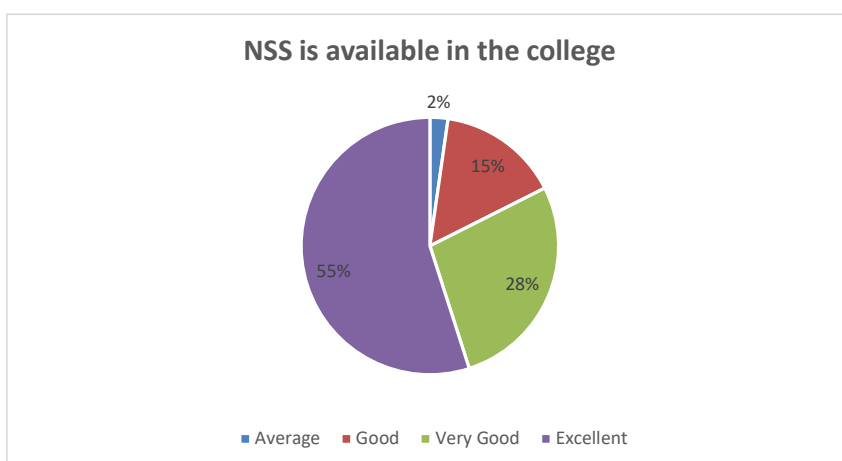
Criteria	No. of Students	%age
Excellent	145	41
Very Good	97	27
Good	84	24
Average	27	8



Interpretation: - it is observed that 68% students feel that girls common room is available in the college among them 41% feel excellent.

Table :-16 NSS is available in the college

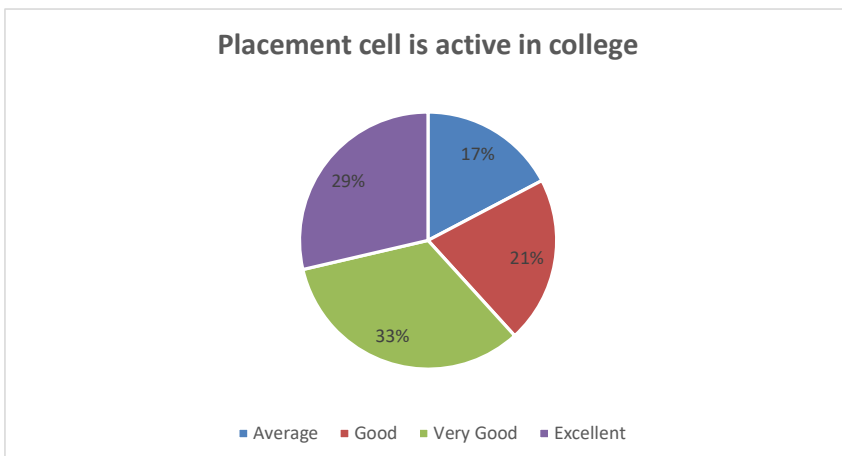
Criteria	No. of Students	%age
Excellent	194	55
Very Good	97	28
Good	54	15
Average	8	2



Interpretation: - it is observed that 83% students feel that NSS is available in the college among them 55% feel excellent.

Table :-17 Placement cell is active in college

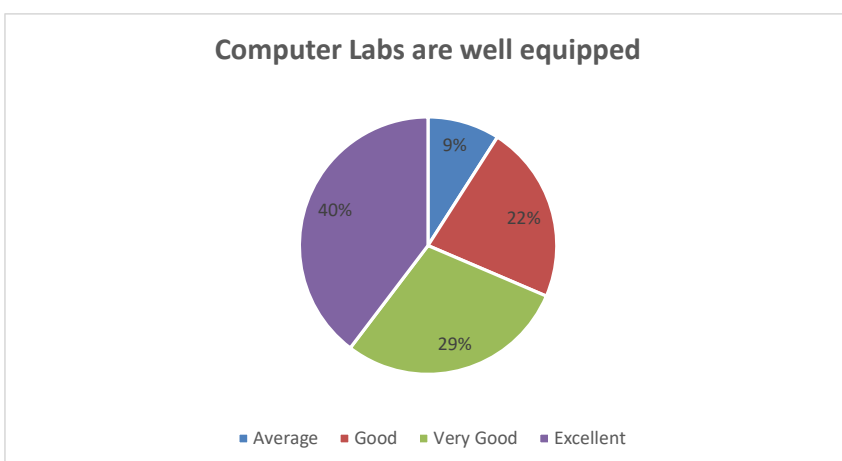
Criteria	No. of Students	%age
Excellent	101	29
Very Good	117	33
Good	74	21
Average	61	17



Interpretation: - it is observed that 62% students feel that placement cell is active in the college among them 29% feel excellent.

Table :-18 Computer Labs are well equipped

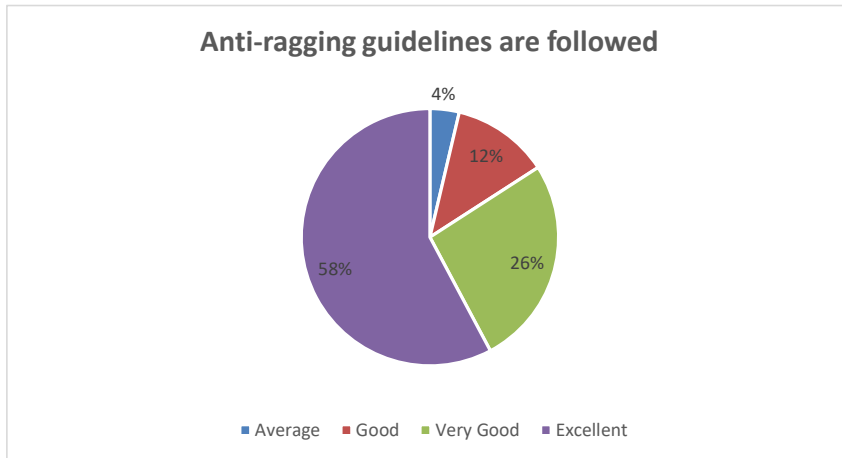
Criteria	No. of Students	%age
Excellent	140	40
Very Good	102	29
Good	79	22
Average	32	9



Interpretation: - it is observed that 69% students feel that computer labs are well equipped in the college among them 40% feel excellent.

Table :-19 Anti-ragging guidelines are followed

Criteria	No. of Students	%age
Excellent	204	58
Very Good	93	26
Good	43	12
Average	13	4



Interpretation: - it is observed that 84% students feel that anti-ragging guidelines are followed in college among them 58% feel excellent.