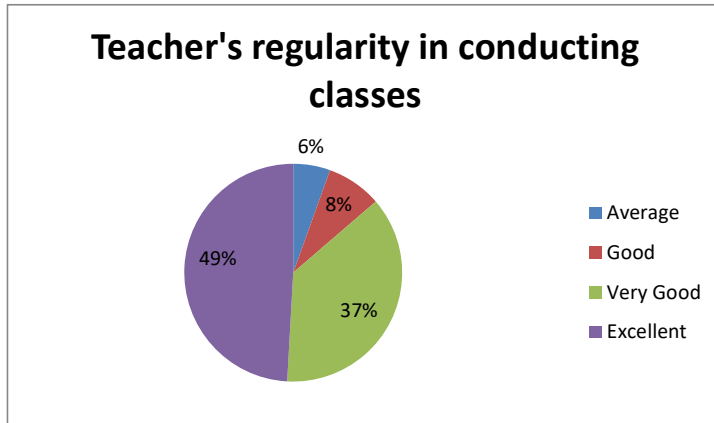


GOVT. BIKRAM COLLEGE OF COMMERCE, PATIALA
ANALYSIS OF STUDENT'S FEEDBACK FORM (2021-22) (N=401)

Sr. No.	Contents	Average	Good	Very Good	Excellent
1	Teacher's regularity in conducting classes	22	33	149	197
2	Maintainance of discipline in class by the teacher	15	37	138	211
3	Teacher's knowledge of subject matter	2	37	115	247
4	Teacher's ability to explain the subject matter	14	37	140	210
5	Teacher's ability to create interest in subject matter	15	74	149	163
6	Completion of syllabus in proper time by teacher	37	78	133	153
7	Availability of teacher after the class	32	92	109	168
8	Teacher's unbiased opinion in evaluation	32	80	125	164
9	Teacher discusses student's problems in the class	19	61	126	195
10	Proper guidance for future prospects given by teacher	26	77	106	192
11	Satisfied with your mentor (Tutor)	9	55	107	230
12	Co-Curricular activities are available	52	74	118	157
13	Satisfied with college Library	18	66	109	208
14	Proper canteen facilities are available	81	99	98	123
15	Girls common room is available	31	95	111	164
16	NSS is available in the college	8	72	108	213
17	Placement cell is active in college	66	89	122	124
18	Computer Labs are well equipped	26	72	128	175
19	Anti-ragging guidelines are followed	16	45	90	250

Table : - 1 Teacher's regularity in conducting classes

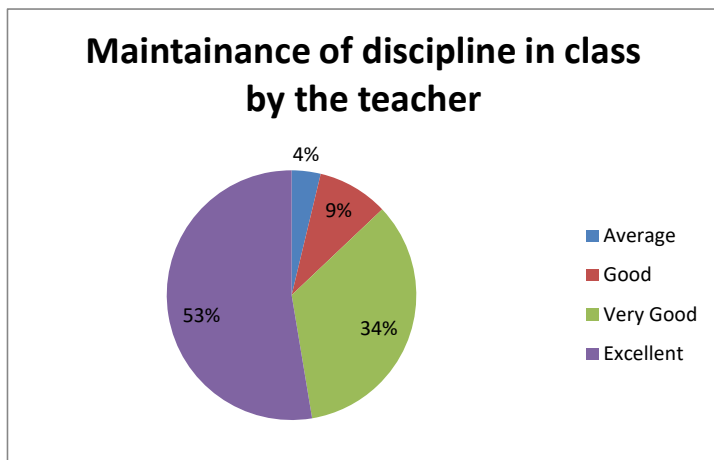
Criteria	No. of Students	%age
Excellent	197	49
Very Good	149	37
Good	33	8
Average	22	6



Interpretation: - it is observed that 86% students feel their teachers are regular in conducting class among them 49% feel excellent.

Table : - 2 Maintainance of discipline in class by the teacher

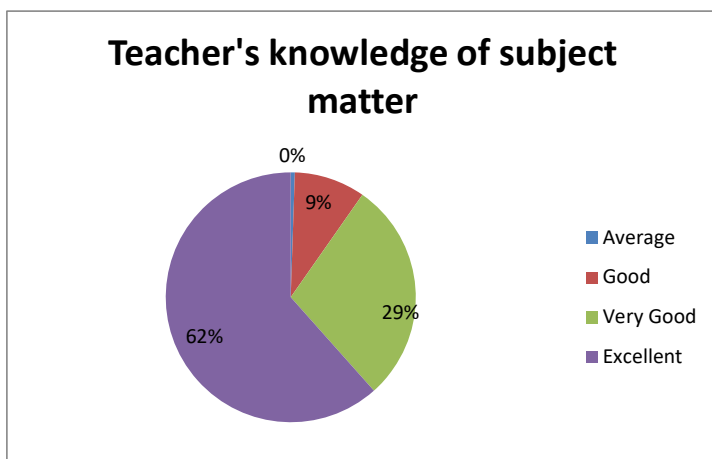
Criteria	No. of Students	%age
Excellent	211	53
Very Good	138	34
Good	37	9
Average	15	4



Interpretation: - it is observed that 87% students feel their teachers maintain discipline in class among them 53% feel excellent.

Table : - 3 Teacher's knowledge of subject matter

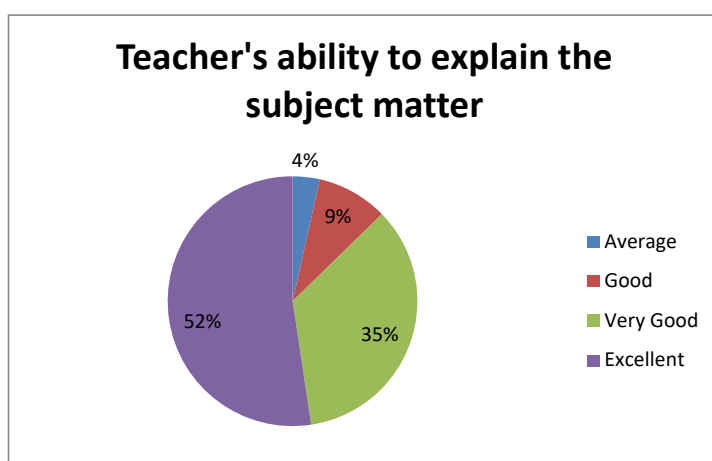
Criteria	No. of Students	%age
Excellent	247	62
Very Good	115	29
Good	37	9
Average	2	0



Interpretation: - it is observed that 91% students feel that their teacher have knowledge regarding subject matter among them 62% feel excellent.

Table : - 4 Teacher's ability to explain the subject matter

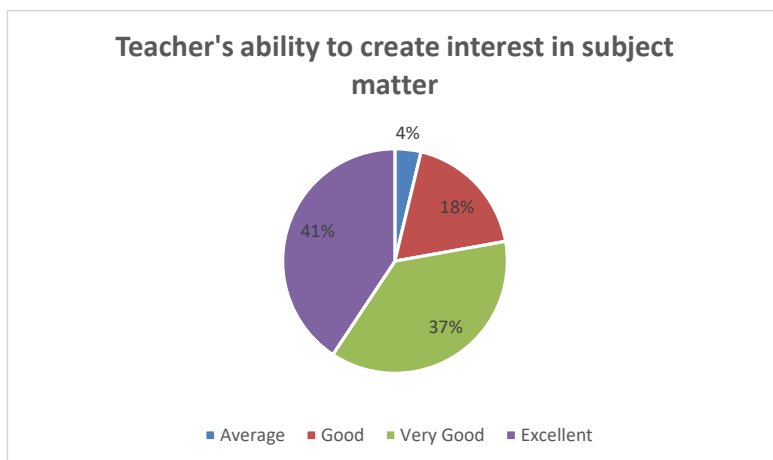
Criteria	No. of Students	%age
Excellent	210	52
Very Good	140	35
Good	37	9
Average	14	4



Interpretation: - it is observed that 87% students feel that their teachers have ability to explain the subject matter among them 52% feel excellent.

Table : - 5 Teacher's ability to create interest in subject matter

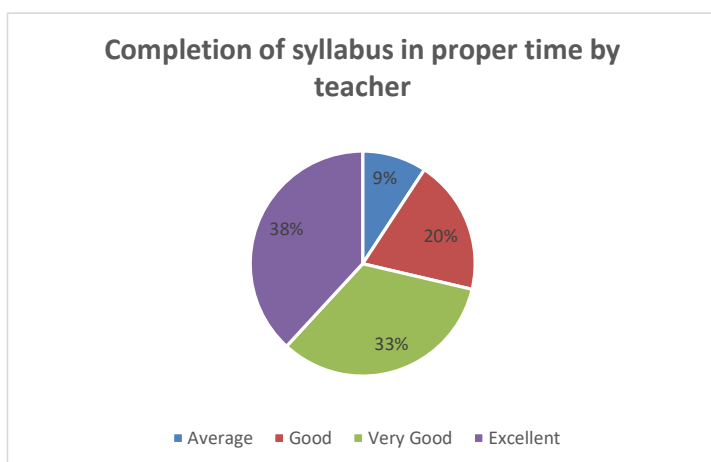
Criteria	No. of Students	%age
Excellent	163	41
Very Good	149	37
Good	74	18
Average	15	4



Interpretation: - it is observed that 78% students feel that their teachers have ability to create interest in subject matter among them 41% feel excellent.

Table : - 6 Completion of syllabus in proper time by teacher

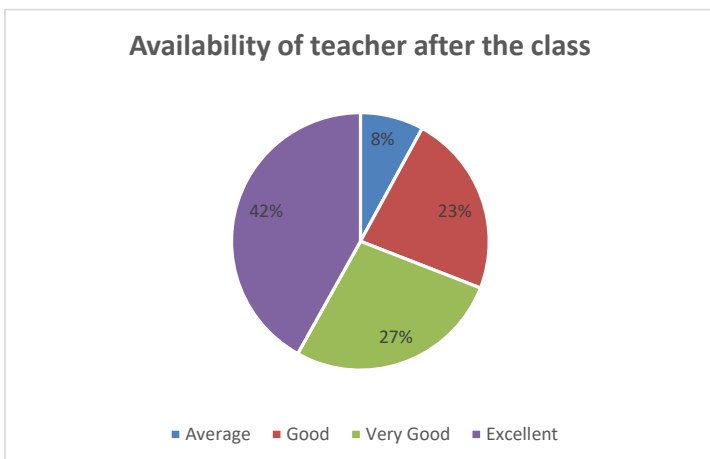
Criteria	No. of Students	%age
Excellent	153	38
Very Good	133	33
Good	78	20
Average	37	9



Interpretation: - it is observed that 71% students feel that their teachers complete the syllabus in proper time among them 38% feel excellent.

Table : - 7 Availability of teacher after the class

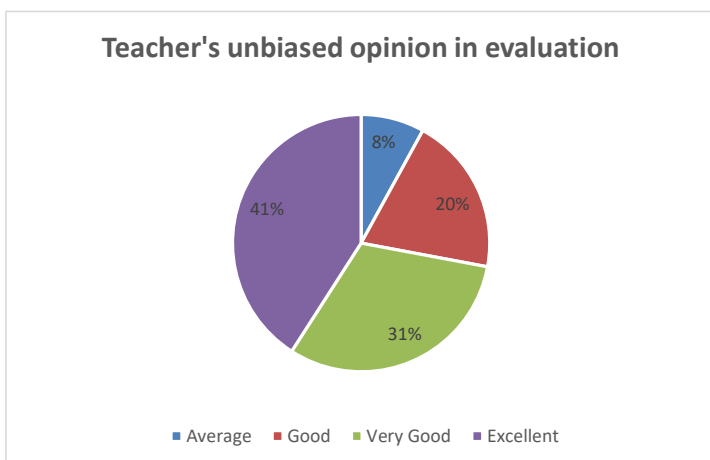
Criteria	No. of Students	%age
Excellent	168	42
Very Good	109	27
Good	92	23
Average	32	8



Interpretation: - it is observed that 69% students feel that their teachers are available after the class among them 42% feel excellent.

Table : - 8 Teacher's unbiased opinion in evaluation

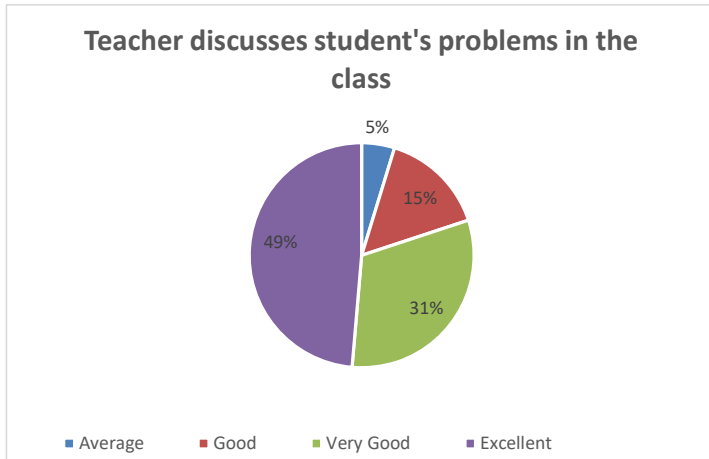
Criteria	No. of Students	%age
Excellent	164	41
Very Good	125	31
Good	80	20
Average	32	8



Interpretation: - it is observed that 72% students feel that their teachers have unbiased opinion in evaluation among them 41% feel excellent.

Table : - 9 Teacher discusses student's problems in the class

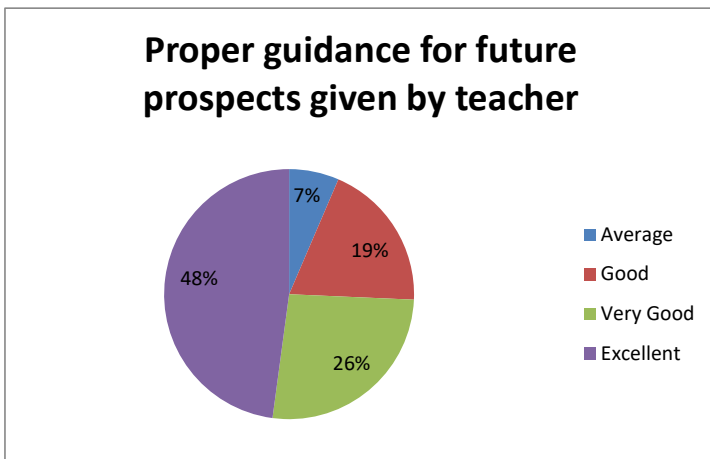
Criteria	No. of Students	%age
Excellent	195	49
Very Good	126	31
Good	61	15
Average	19	5



Interpretation: - it is observed that 80% students feel that their teachers discuss problems of students in class among them 49% feel excellent.

Table :-10 Proper guidance for future prospects given by teacher

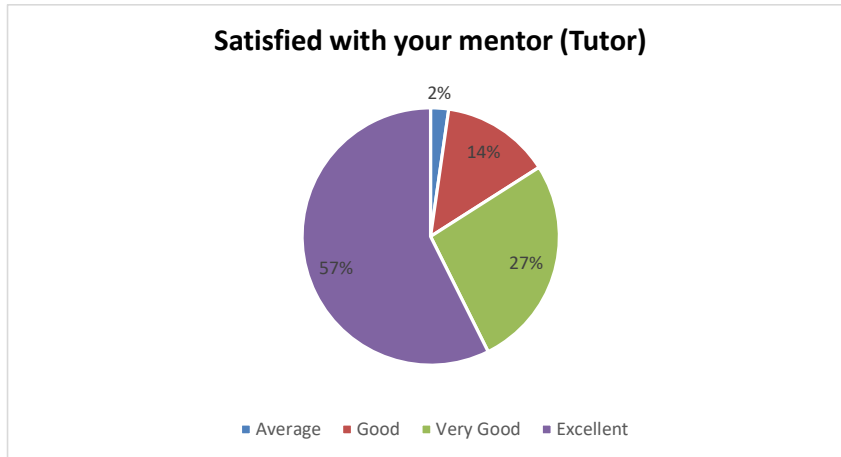
Criteria	No. of Students	%age
Excellent	192	48
Very Good	106	26
Good	77	19
Average	26	7



Interpretation: - it is observed that 74% students feel that their teachers provide proper guidance for future prospectus among them 48% feel excellent.

Table :-11 Satisfied with your mentor (Tutor)

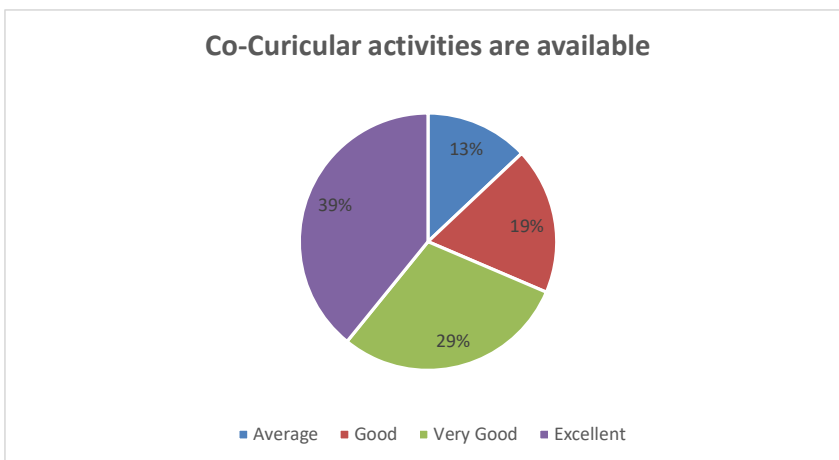
Criteria	No. of Students	%age
Excellent	230	57
Very Good	107	27
Good	55	14
Average	9	2



Interpretation: - it is observed that 84% students feel that they are satisfied with their mentor (Tutor) among them 57% feel excellent.

Table :-12 Co-Curricular activities are available

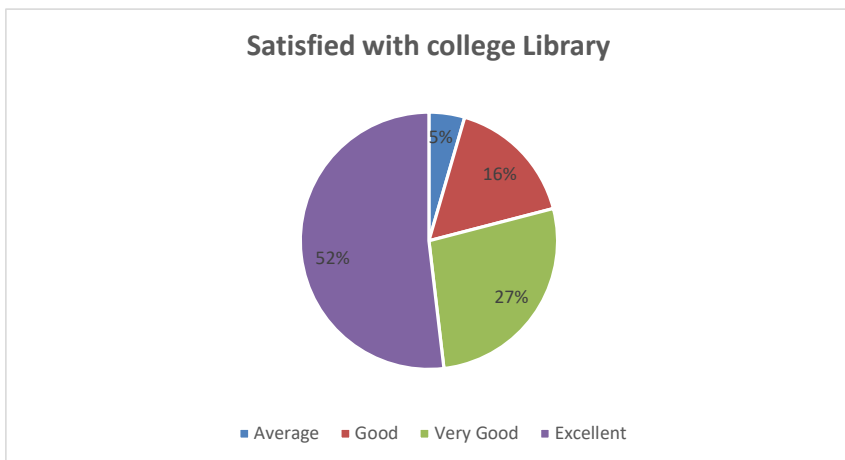
Criteria	No. of Students	%age
Excellent	157	39
Very Good	118	29
Good	74	19
Average	52	13



Interpretation: - it is observed that 68% students feel that Co- Curricular activities are available in college among them 39% feel excellent.

Table :-13 Satisfied with college Library

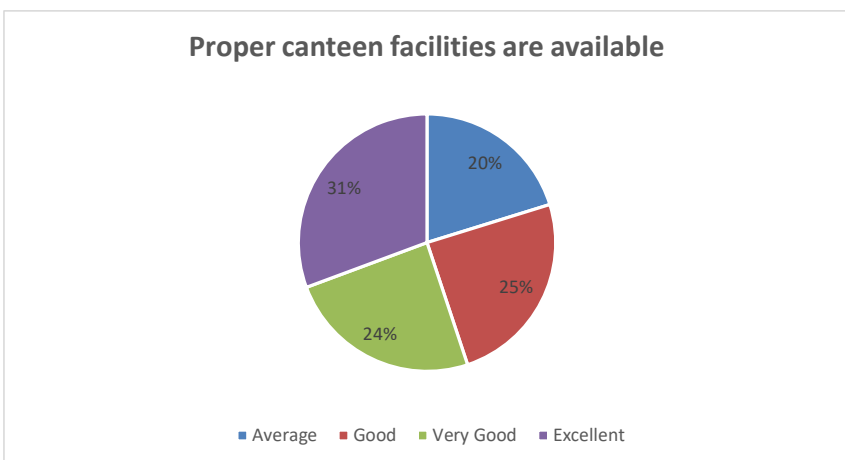
Criteria	No. of Students	%age
Excellent	208	52
Very Good	109	27
Good	66	16
Average	18	5



Interpretation: - it is observed that 79% students feel that they are satisfied with college library among them 52% feel excellent.

Table :-14 Proper canteen facilities are available

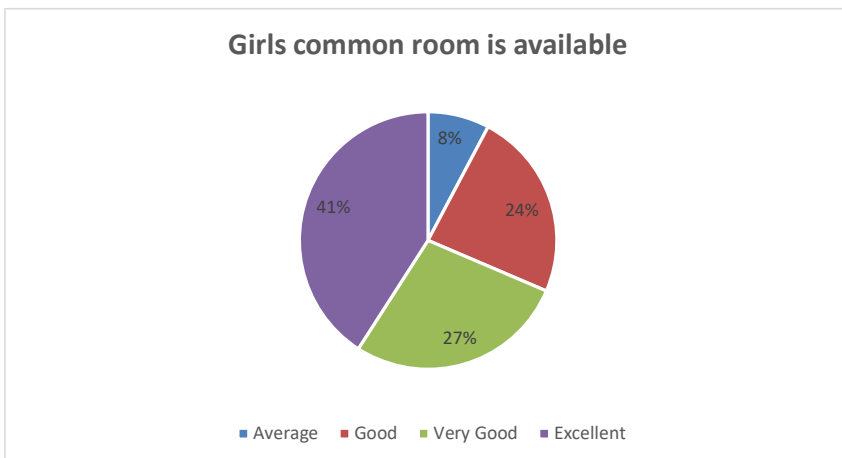
Criteria	No. of Students	%age
Excellent	123	31
Very Good	98	24
Good	99	25
Average	81	20



Interpretation: - it is observed that 55% students feel that proper canteen facility is available in college among them 31% feel excellent.

Table :-15 Girls common room is available

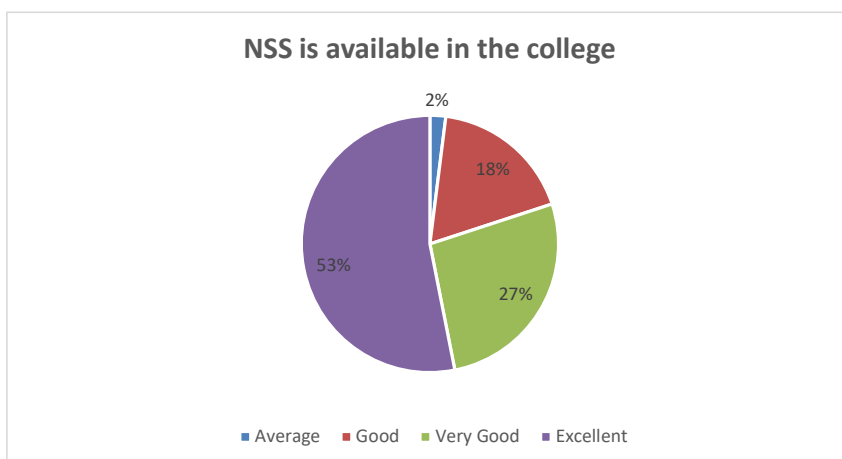
Criteria	No. of Students	%age
Excellent	164	41
Very Good	111	27
Good	95	24
Average	31	8



Interpretation: - it is observed that 68% students feel that girls common room is available in the college among them 41% feel excellent.

Table :-16 NSS is available in the college

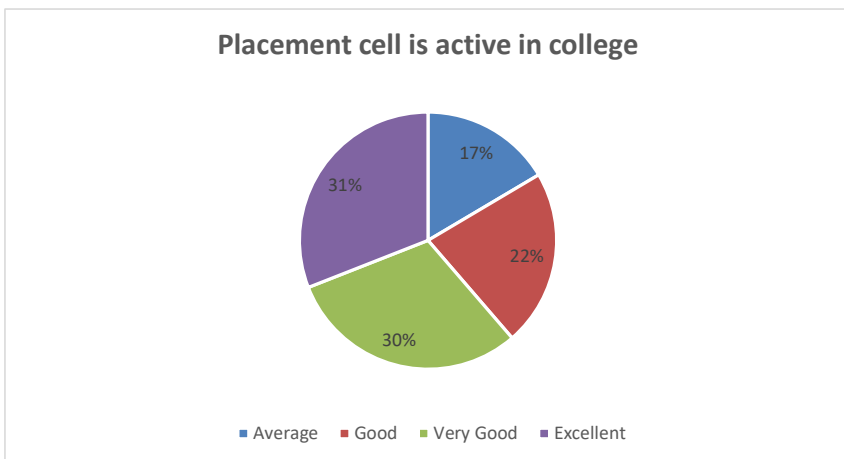
Criteria	No. of Students	%age
Excellent	213	53
Very Good	108	27
Good	72	18
Average	8	2



Interpretation: - it is observed that 80% students feel that NSS is available in the college among them 53% feel excellent.

Table :-17 Placement cell is active in college

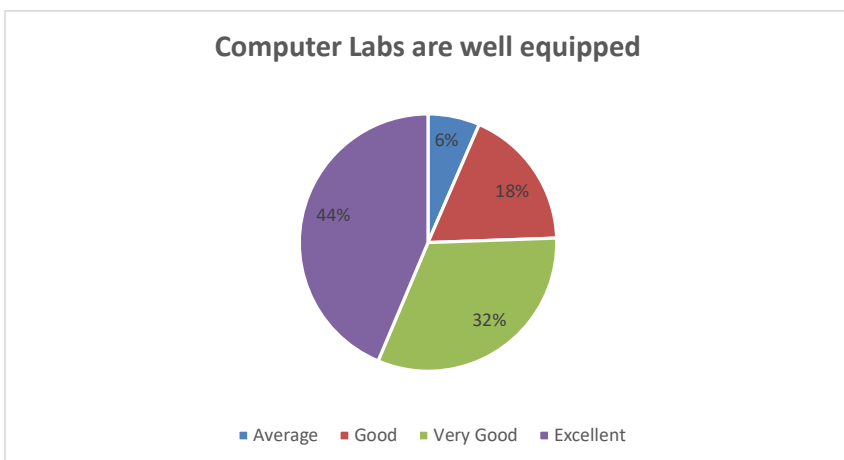
Criteria	No. of Students	%age
Excellent	124	31
Very Good	122	30
Good	89	22
Average	66	17



Interpretation: - it is observed that 61% students feel that placement cell is active in the college among them 31% feel excellent.

Table :-18 Computer Labs are well equipped

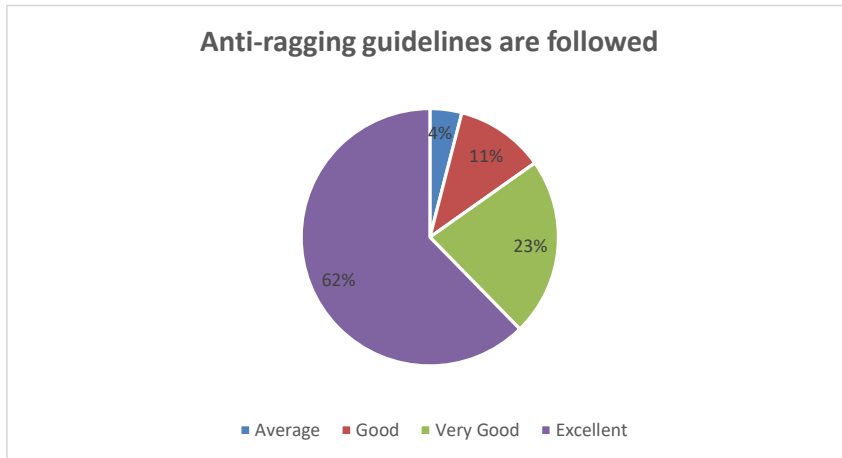
Criteria	No. of Students	%age
Excellent	175	44
Very Good	128	32
Good	72	18
Average	26	6



Interpretation: - it is observed that 76% students feel that computer labs are well equipped in the college among them 44% feel excellent.

Table :-19 Anti-ragging guidelines are followed

Criteria	No. of Students	%age
Excellent	250	62
Very Good	90	23
Good	45	11
Average	16	4



Interpretation: - it is observed that 85% students feel that anti-ragging guidelines are followed in college among them 62% feel excellent.